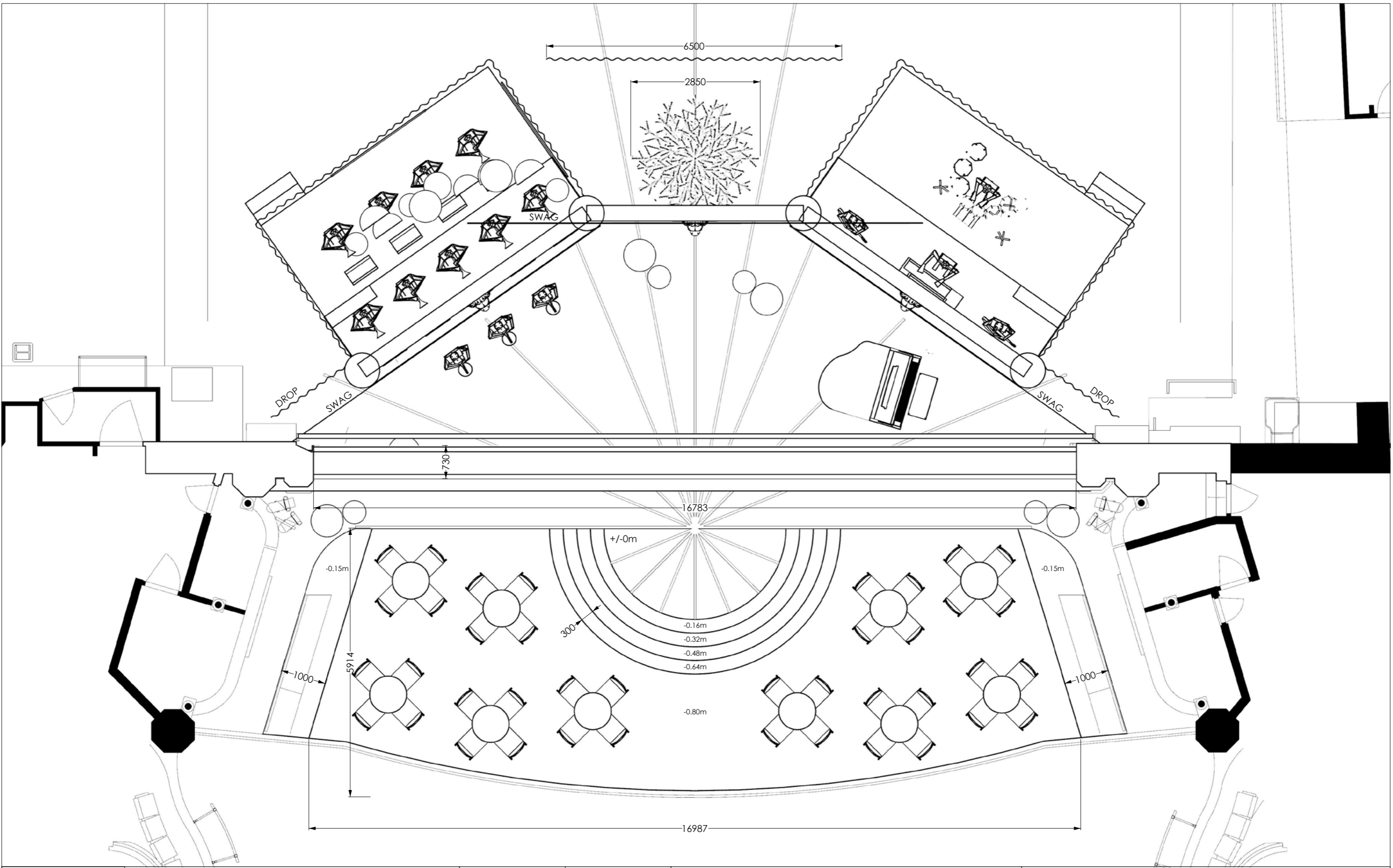



LAVENDER

MISTY BUCKLEY





PROJECT TITLE	Lavender Coliseum	DATE	02/05/23	<p>This drawing represents visual concepts and construction suggestions only. All measurements should be verified. The design will not accept liability for any action resulting from this drawing however caused. The engineer must ensure that all proposals are sound, correct any errors and advice on any changes he/she makes. All materials and construction must comply with the necessary fire and safety codes.</p>	<p>MISTY BUCKLEY</p>
		SCALE	1:75 @ A3		
DRAWING TITLE	Top Plan	DESIGNER	Misty Buckley		
		DRAWN BY	Holly Molcher		



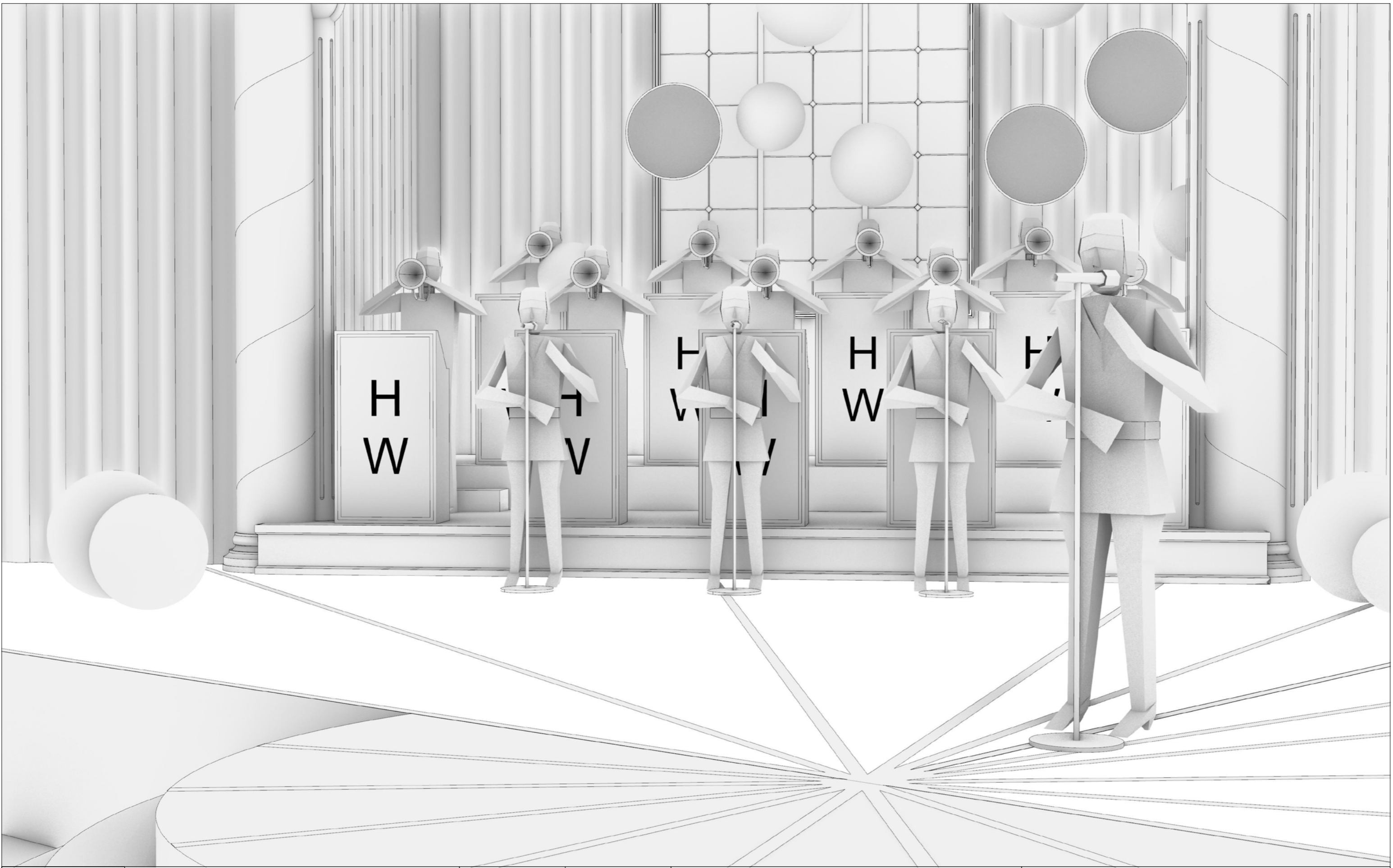
PROJECT TITLE	Lavender Coliseum	DATE	02/05/23	This drawing represents visual concepts and construction suggestions only. All measurements should be verified. The design will not accept liability for any action resulting from this drawing however caused. The engineer must ensure that all proposals are sound, correct any errors and advice on any changes he/she makes. All materials and construction must comply with the necessary fire and safety codes.	MISTY BUCKLEY
		SCALE	1:75 @ A3		
DRAWING TITLE	Front Elevation	DESIGNER	Misty Buckley		
		DRAWN BY	Holly Molcher		



PROJECT TITLE	Lavender Coliseum	DATE	02/05/23	<p>This drawing represents visual concepts and construction suggestions only. All measurements should be verified. The design will not accept liability for any action resulting from this drawing however caused. The engineer must ensure that all proposals are sound, correct any errors and advice on any changes he/she makes. All materials and construction must comply with the necessary fire and safety codes.</p>	<h1>MISTY BUCKLEY</h1>
		SCALE	n/a		
DRAWING TITLE	I Master Wide	DESIGNER	Misty Buckley		
		DRAWN BY	Holly Molcher		




PROJECT TITLE	Lavender Coliseum	DATE	02/05/23	<p>This drawing represents visual concepts and construction suggestions only. All measurements should be verified. The design will not accept liability for any action resulting from this drawing however caused. The engineer must ensure that all proposals are sound, correct any errors and advice on any changes he/she makes. All materials and construction must comply with the necessary fire and safety codes.</p>	<p>MISTY BUCKLEY</p>
		SCALE	n/a		
DRAWING TITLE	D 45 Box 4	DESIGNER	Misty Buckley		
		DRAWN BY	Holly Molcher		



PROJECT TITLE	Lavender Coliseum	DATE	02/05/23	<p>This drawing represents visual concepts and construction suggestions only. All measurements should be verified. The design will not accept liability for any action resulting from this drawing however caused. The engineer must ensure that all proposals are sound, correct any errors and advice on any changes he/she makes. All materials and construction must comply with the necessary fire and safety codes.</p>	<p>MISTY BUCKLEY</p>
		SCALE	n/a		
DRAWING TITLE	D 45 Box 4 (zoomed)	DESIGNER	Misty Buckley		
		DRAWN BY	Holly Molcher		



PROJECT TITLE	Lavender Coliseum	DATE	02/05/23	<p>This drawing represents visual concepts and construction suggestions only. All measurements should be verified. The design will not accept liability for any action resulting from this drawing however caused. The engineer must ensure that all proposals are sound, correct any errors and advice on any changes he/she makes. All materials and construction must comply with the necessary fire and safety codes.</p>	<p>MISTY BUCKLEY</p>
		SCALE	n/a		
DRAWING TITLE	E 45 Box 5	DESIGNER	Misty Buckley		
		DRAWN BY	Holly Molcher		



PROJECT TITLE	Lavender Coliseum	DATE	02/05/23	<p>This drawing represents visual concepts and construction suggestions only. All measurements should be verified. The design will not accept liability for any action resulting from this drawing however caused. The engineer must ensure that all proposals are sound, correct any errors and advice on any changes he/she makes. All materials and construction must comply with the necessary fire and safety codes.</p>	<h1>MISTY BUCKLEY</h1>
		SCALE	n/a		
DRAWING TITLE	E 45 Box 5 (zoomed)	DESIGNER	Misty Buckley		
		DRAWN BY	Holly Molcher		




PROJECT TITLE	Lavender Coliseum	DATE	02/05/23	<p>This drawing represents visual concepts and construction suggestions only. All measurements should be verified. The design will not accept liability for any action resulting from this drawing however caused. The engineer must ensure that all proposals are sound, correct any errors and advice on any changes he/she makes. All materials and construction must comply with the necessary fire and safety codes.</p>	<h1>MISTY BUCKLEY</h1>
		SCALE	n/a		
DRAWING TITLE	F&G Close Up	DESIGNER	Misty Buckley		
		DRAWN BY	Holly Molcher		




PROJECT TITLE	Lavender Coliseum	DATE	02/05/23	<p>This drawing represents visual concepts and construction suggestions only. All measurements should be verified. The design will not accept liability for any action resulting from this drawing however caused. The engineer must ensure that all proposals are sound, correct any errors and advice on any changes he/she makes. All materials and construction must comply with the necessary fire and safety codes.</p>	<p>MISTY BUCKLEY</p>
		SCALE	n/a		
DRAWING TITLE	F&G Close Up (zoomed 1)	DESIGNER	Misty Buckley		
		DRAWN BY	Holly Molcher		



PROJECT TITLE	Lavender Coliseum	DATE	02/05/23	<p>This drawing represents visual concepts and construction suggestions only. All measurements should be verified. The design will not accept liability for any action resulting from this drawing however caused. The engineer must ensure that all proposals are sound, correct any errors and advice on any changes he/she makes. All materials and construction must comply with the necessary fire and safety codes.</p>	<p>MISTY BUCKLEY</p>
		SCALE	n/a		
DRAWING TITLE	F&G Close Up (zoomed 2)	DESIGNER	Misty Buckley		
		DRAWN BY	Holly Molcher		



Step section



- LX tape recessed in architrave. Tape pointing up
- LX tape in hidden lip on front of steps. tape must be 40mm from step front pointing down

PROJECT TITLE	Lavender Coliseum	DATE	02/05/23	This drawing represents visual concepts and construction suggestions only. All measurements should be verified. The design will not accept liability for any action resulting from this drawing however caused. The engineer must ensure that all proposals are sound, correct any errors and advice on any changes he/she makes. All materials and construction must comply with the necessary fire and safety codes.	MISTY BUCKLEY
		SCALE	n/a		
DRAWING TITLE	F&G Close Up	DESIGNER	Misty Buckley		
		DRAWN BY	Holly Molcher		














1. CANDY CANE COLUMNS (DIAGON)

- 4x Columns with gold and green candy stripes

2. HEADERS (DIAGON)

- Triple arch gold headers to the window fronts
- Antique gold finish with snowflake details

3. BAND DECKS (ALISTAGE)

- Double levels decks for bands stage right and left

4. BAND DECK TOPS AND FASCIAS (4 SQAURE)

- Dark wooden stained finish to band decks
- Gold fascias

5. LX HIDES (DIAGON)

- Lighting hides to light drapes in both boxes
- Gold finish

5. STAGE FLOOR (4 SQUARE)

- Scenic wooden planks
- Starburst gold detail

6. STEPS FROM STAGE TO PIT (4 SQUARE)

- 5 step curved
- Wooden risers. Gold treads
- LED strips and and lips to light step risers (discuss with Rich G)

7. PIT DECKING (FOCUS)

- Decking to orchestra pit with red carpet

8. PIT FASCIAS FOR FRONT OF STAGE (4 SQUARE)

- Black

9. CHOIR RISERS (ALISTAGE)

- Risers down stage of pros right and left for choir
- Black fasias and red carpet tops

10. EMERALD DRAPES (COVER IT UP)

- Box out Window front room stage right and left
- Swags above headers
- Drops to mask SR / SL entrances

11. GOLD DRAPES (COVER IT UP)

- To box out centre window front room

12. RED DRAPES (COVER IT UP)

- Upstage of all 3 window front boxes to mask

13. FALSE PROS (COVER IT UP)

- red pelmet and legs

14. ACCESS TREADS (ALISTAGE)

- Out the back of window fronts right and left

15. ARCHED MIRRORS (DIAGON)

- 3x arched mirror panels, left and back of SL window front
- Foxed mirror finish
- Black internal divider lines. Crittall esque.
- Gold frames
- LX built in

15. CHRISTMAS TREE (SIMPLY PLANTS)

- Decorated with warm white lights

16. TREE STAND (4 SQUARE)

- Appearance of double stacked presents
- Secure and truckable
- Gold finish with contracting gold scenic ribbon

17. STARS

- 2 x 3D stars
- Antique gold finish with mirror edging detail
- Rigable

18. PRESENTS

- Stack of red presents for behind brass section

19. FESTOON LIGHTING (PRG)

- Messy hung festoon lighting for stage right window front

20. VINTAGE LIGHTS (ANCIENT LIGHTS)

- Hanging vintage lighting for stage left window front

21. BAUBLES (DZD)

- Largest 700mm mixed size baubles
- Red and gold

22. MUSIC STANDS

- 9x music stands
- Gold with green detailing

23. CAFE SEATING (OPTIONS)

- 10 sets of seating
- 1x table, 4x chairs, 1x wireless lamp