

CILLIAN
MURPHY

EMILY
BLUNT

MATT
DAMON

ROBERT
DOWNEY JR.

FLORENCE
PUGH

A FILM BY CHRISTOPHER NOLAN

OPPENHEIMER

7

21

23

THE WORLD FOREVER CHANGES



SHOT WITH **IMAX** FILM CAMERAS

WRITTEN FOR THE SCREEN AND DIRECTED BY CHRISTOPHER NOLAN

SYGOPY

© 2023 UNIVERSAL STUDIOS
ALL RIGHTS RESERVED

UNIVERSAL
A UNIVERSAL COMPANY

Prometheus stole fire from the gods and gave it to man. For this, he was chained to a rock and tortured for eternity.

ART DEPARTMENT

PRODUCTION DESIGNER Ruth De Jong

SUPERVISING ART DIRECTOR Samantha Englender

ART DIRECTORS Jake Cavallo, Anthony D. Parrillo

ASSISTANT ART DIRECTORS Roxy Hua, Robert Aguirre

SET DESIGNERS Jim Hewitt, Nancy Deren, Noelle King, Tammy S. Lee, Easton Smith

PROPERTY SET DESIGNER Justin O'Neal Miller

MODEL MAKER Adam Gelbart

LEAD GRAPHIC DESIGNER Hilary Ament

GRAPHIC DESIGNERS Kerry Hyatt, Joshua Sankar

RESEARCHER Lauren Sandoval

SET DECORATOR Claire Kaufman

PROPERTY MASTER Guillaume Delouche

CONSTRUCTION COORDINATOR Jonas Kirk

FOR YOUR CONSIDERATION

LOCATIONS



Vol. 36, No. 17 **LIFE** April 26, 1954

U.S. PONDER'S A SCIENTIST'S PAST

Silently and impassively a thin, thoughtful man wearing a porkpie hat and accompanied by a policeman and three lawless walked with hurried step last week through the shabby back-lot courtyard of a Washington office building. The almost furtive entrance gave the scene an appropriate air of mystery for the secret questioning of this man was of profound national importance. The porkpie hat identified the man as J. Robert Oppenheimer, one of the world's great scientific minds, who was being questioned by an Atomic Energy Commission board about certain facets of his life which suggested he might be a security risk. Just week the whole nation was shocked and puzzled when his suspension became known. Compounding the puzzle was his country's

great and undeniable debt to Oppenheimer. He had contributed more than anyone else to U.S. World War II research on the atom bomb. But the government felt it could not ignore another aspect of Oppenheimer's life. In his early career Oppenheimer had been totally unconcerned with public affairs—so much so that he was not even aware of the Depression until it hit after it started. His ultimate the Depression and the Nazi persecution of the Jews awakened him. He was swept into the political arena of the 30s, currents which carried him into association with known Communists and led him to espouse causes that Communists also pursued. He never made a secret of his past, was cleared nevertheless before undertaking his crucial work in World War II. The AEC

chastely put off again the question of old associations and added another: that Oppenheimer had opposed and then deliberately hindered U.S. development of the H-bomb. On the basis of these charges—and possibly others not made public for security reasons—the President had barred Oppenheimer from access to secret documents last November. In December the Atomic Energy Commission sent the scientist a letter formally listing the charges against him. In a long, unresponsive reply he denied them, adding, "I never was a member of the Communist party. I never accepted Communist dogma or theories; in fact, it never made sense to me." He went on to reveal in astonishing detail the secret rationale (two pages) of an extraordinary 1953

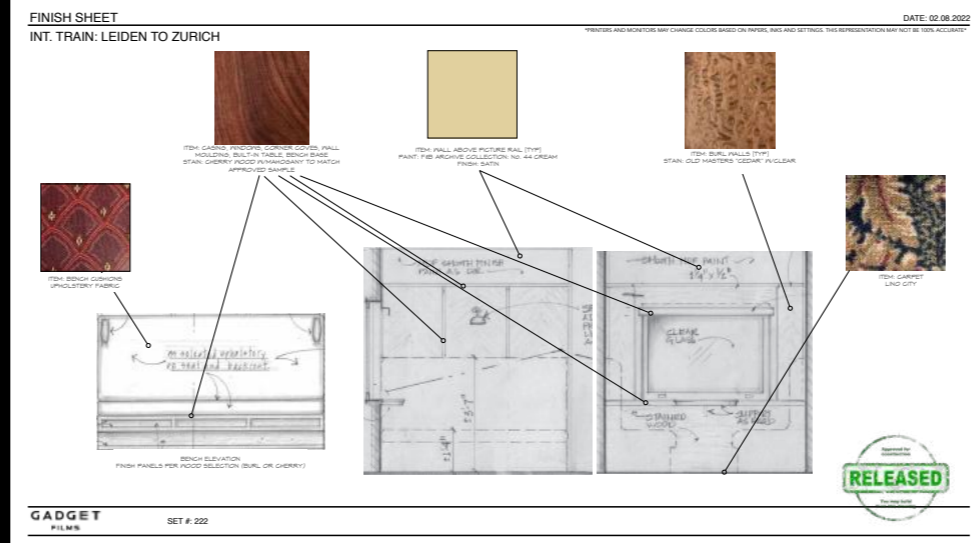

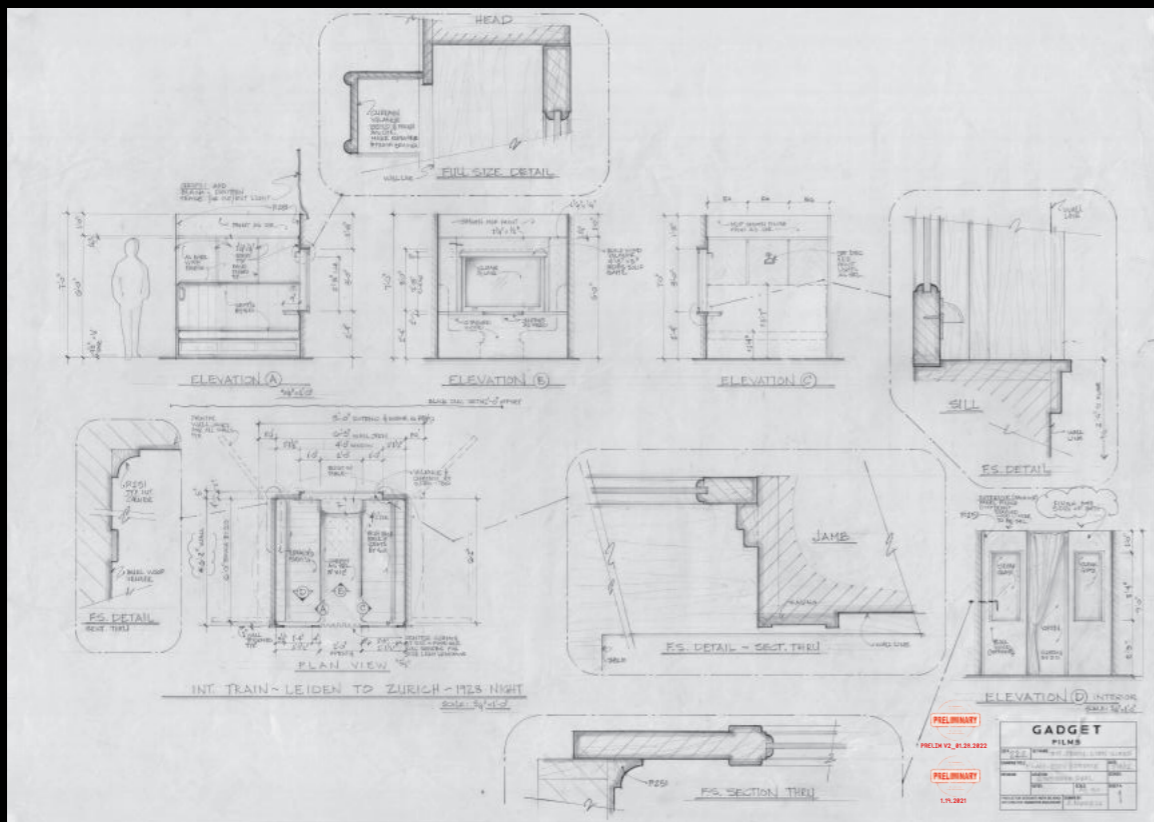


RESEARCH

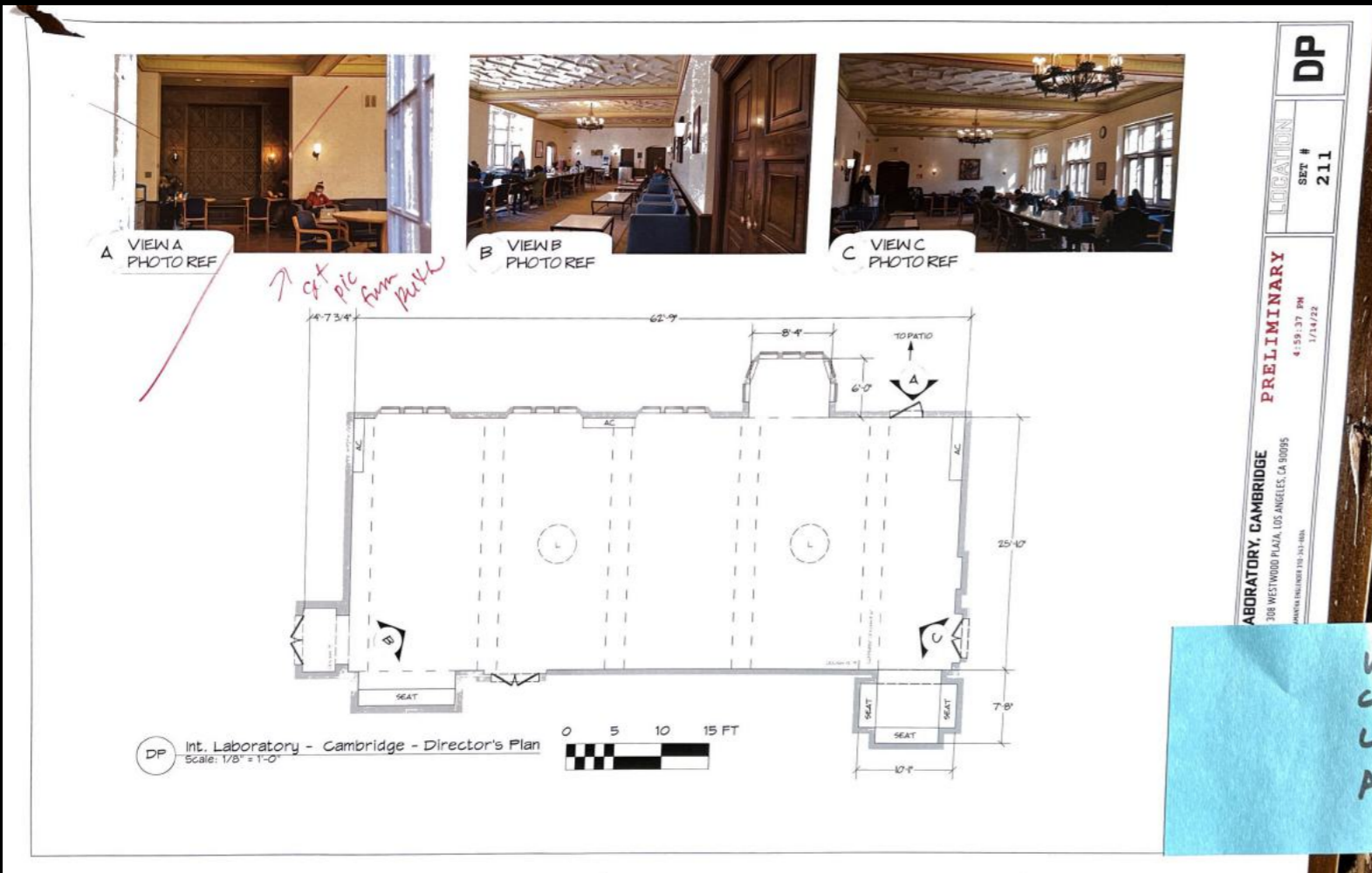












PLEASE PUT AWAY
 LAB EQUIPMENT
 AFTER EVERY USE

Wood Frame



Brass

PRIVATE

EQUIPMENT
 STORAGE

DRESSED SET





Table with one column labeled R_p (cm.) and five rows of numerical values:

R_p (cm.)
41.2
40.0
38.7
37.2
40.3

LOCATION SCOUTING PHOTOS

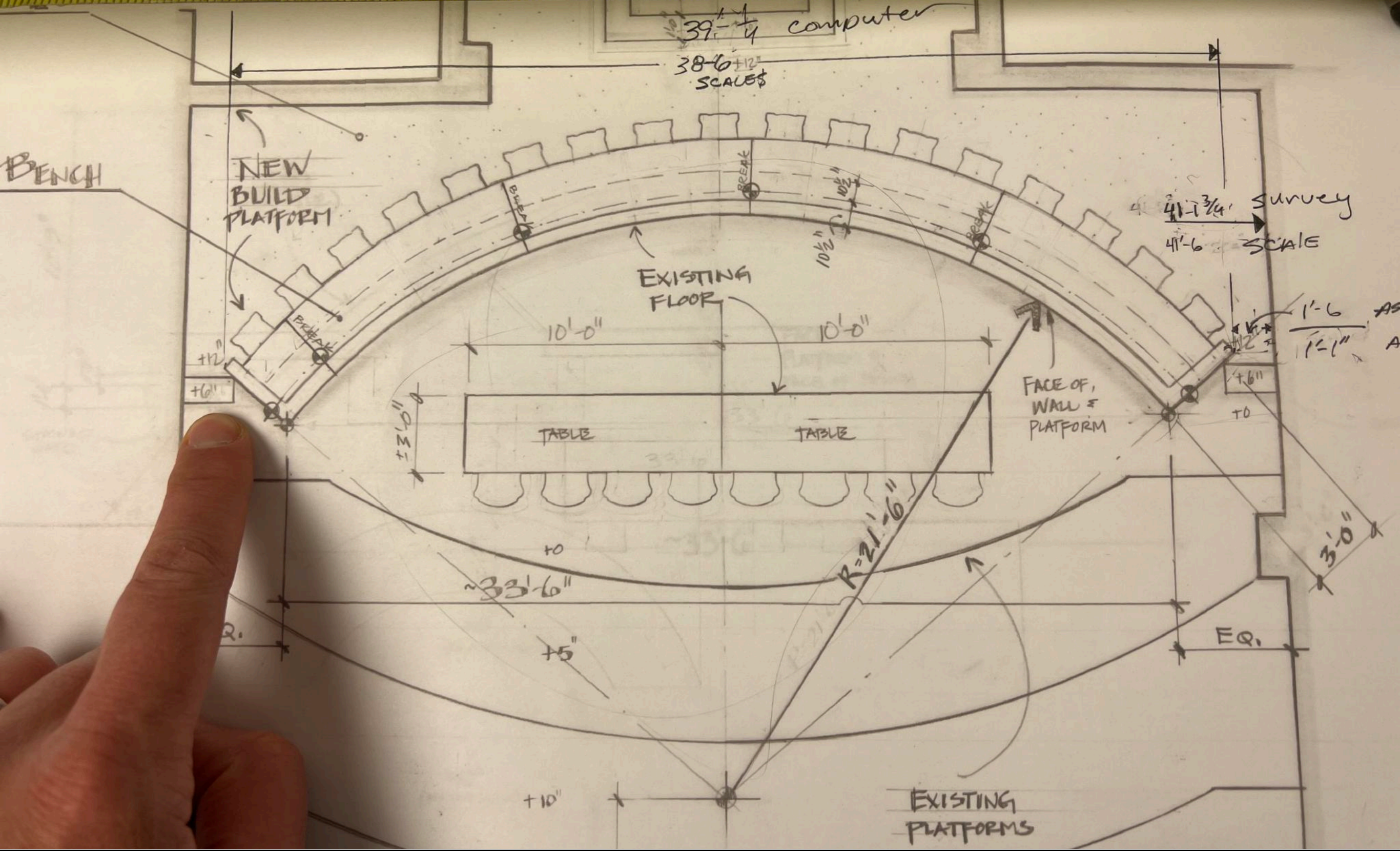


DRESSED SETS





Washington D.C. - 1959 - Senate Committee Hearing Room





BEFORE



AFTER



IN PROGRESS



IN PROGRESS



SCOUT PHOTO



SET



SCOUT PHOTO



DRESSED SET



SET STILL



SCOUT PHOTO



SET






SET



STILL







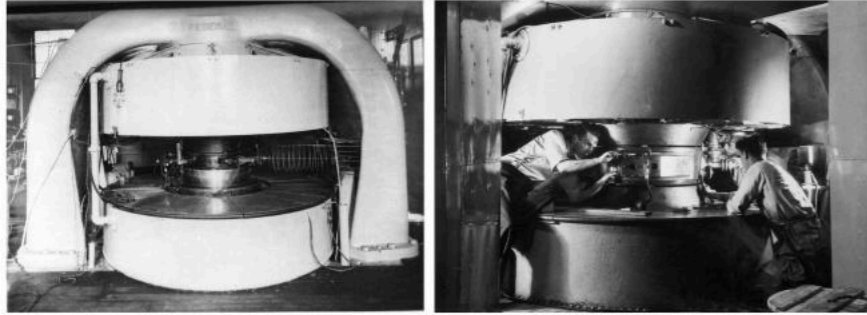
Berkeley Rad Lab - Set Dressing Board

RESEARCH


RADIATION LAB, BERKELEY

1939 (37" CYCLOTRON)

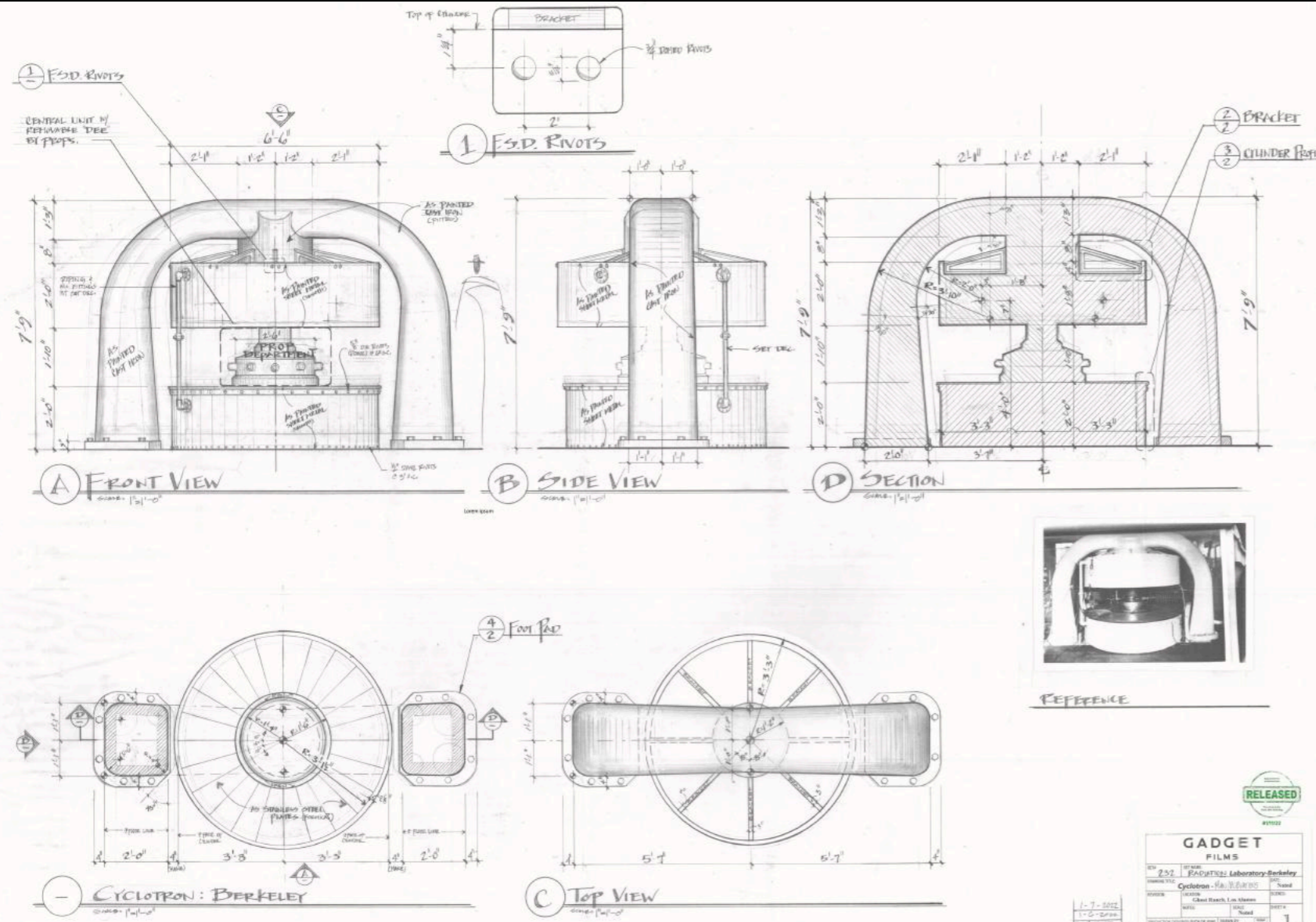
SC 46 - [1939] INT RAD LAB - Alvarez recreates fission experiment.
 SC 49 - [1939] INT RAD LAB - Oppie is excluded from bomb project meeting.



1936 View of the 37" cyclotron in the Rad Lab.



CYCLOTRON DRAWING









Los Alamos, New Mexico - Filmed on location at Ghost Ranch

OPPENHEIMER | FYC



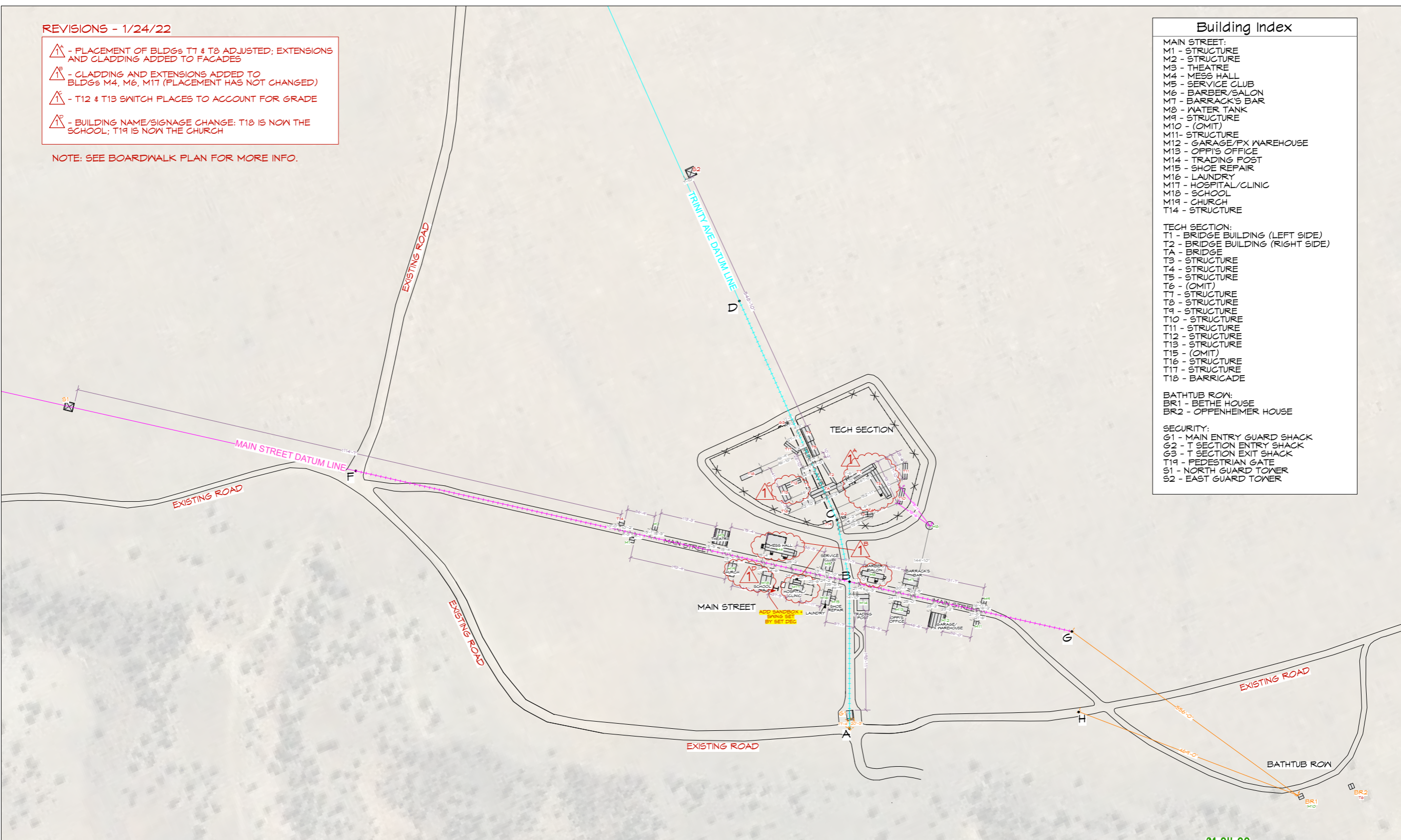
REVISIONS - 1/24/22

-  - PLACEMENT OF BLDGS T1 & T8 ADJUSTED; EXTENSIONS AND CLADDING ADDED TO FACADES
-  - CLADDING AND EXTENSIONS ADDED TO BLDGS M4, M6, M17 (PLACEMENT HAS NOT CHANGED)
-  - T12 & T13 SWITCH PLACES TO ACCOUNT FOR GRADE
-  - BUILDING NAME/SIGNAGE CHANGE: T18 IS NOW THE SCHOOL; T19 IS NOW THE CHURCH

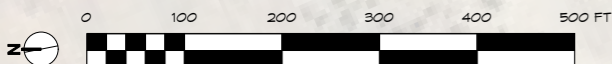
NOTE: SEE BOARDWALK PLAN FOR MORE INFO.

Building Index

- MAIN STREET:
M1 - STRUCTURE
M2 - STRUCTURE
M3 - THEATRE
M4 - MESS HALL
M5 - SERVICE CLUB
M6 - BARBER/SALON
M7 - BARRACK'S BAR
M8 - WATER TANK
M9 - STRUCTURE
M10 - (OMIT)
M11 - STRUCTURE
M12 - GARAGE/PX WAREHOUSE
M13 - OPPI'S OFFICE
M14 - TRADING POST
M15 - SHOE REPAIR
M16 - LAUNDRY
M17 - HOSPITAL/CLINIC
M18 - SCHOOL
M19 - CHURCH
T14 - STRUCTURE
- TECH SECTION:
T1 - BRIDGE BUILDING (LEFT SIDE)
T2 - BRIDGE BUILDING (RIGHT SIDE)
TA - BRIDGE
T3 - STRUCTURE
T4 - STRUCTURE
T5 - STRUCTURE
T6 - (OMIT)
T7 - STRUCTURE
T8 - STRUCTURE
T9 - STRUCTURE
T10 - STRUCTURE
T11 - STRUCTURE
T12 - STRUCTURE
T13 - STRUCTURE
T15 - (OMIT)
T16 - STRUCTURE
T17 - STRUCTURE
T18 - BARRICADE
- BATHTUB ROW:
BR1 - BETHE HOUSE
BR2 - OPPENHEIMER HOUSE
- SECURITY:
G1 - MAIN ENTRY GUARD SHACK
G2 - T SECTION ENTRY SHACK
G3 - T SECTION EXIT SHACK
T19 - PEDESTRIAN GATE
S1 - NORTH GUARD TOWER
S2 - EAST GUARD TOWER



OVERALL SPOTTING



01.24.22



GADGET FILM	LOS ALAMOS		SET #	1
	PRODUCTION DESIGNER: R. DE JONG	x	OF	
	ART DIRECTOR: S. ENGLENDER	x		
	DRAFT: SCALE: 1" = 70'			

LOS ALAMOS PAINT COLORS

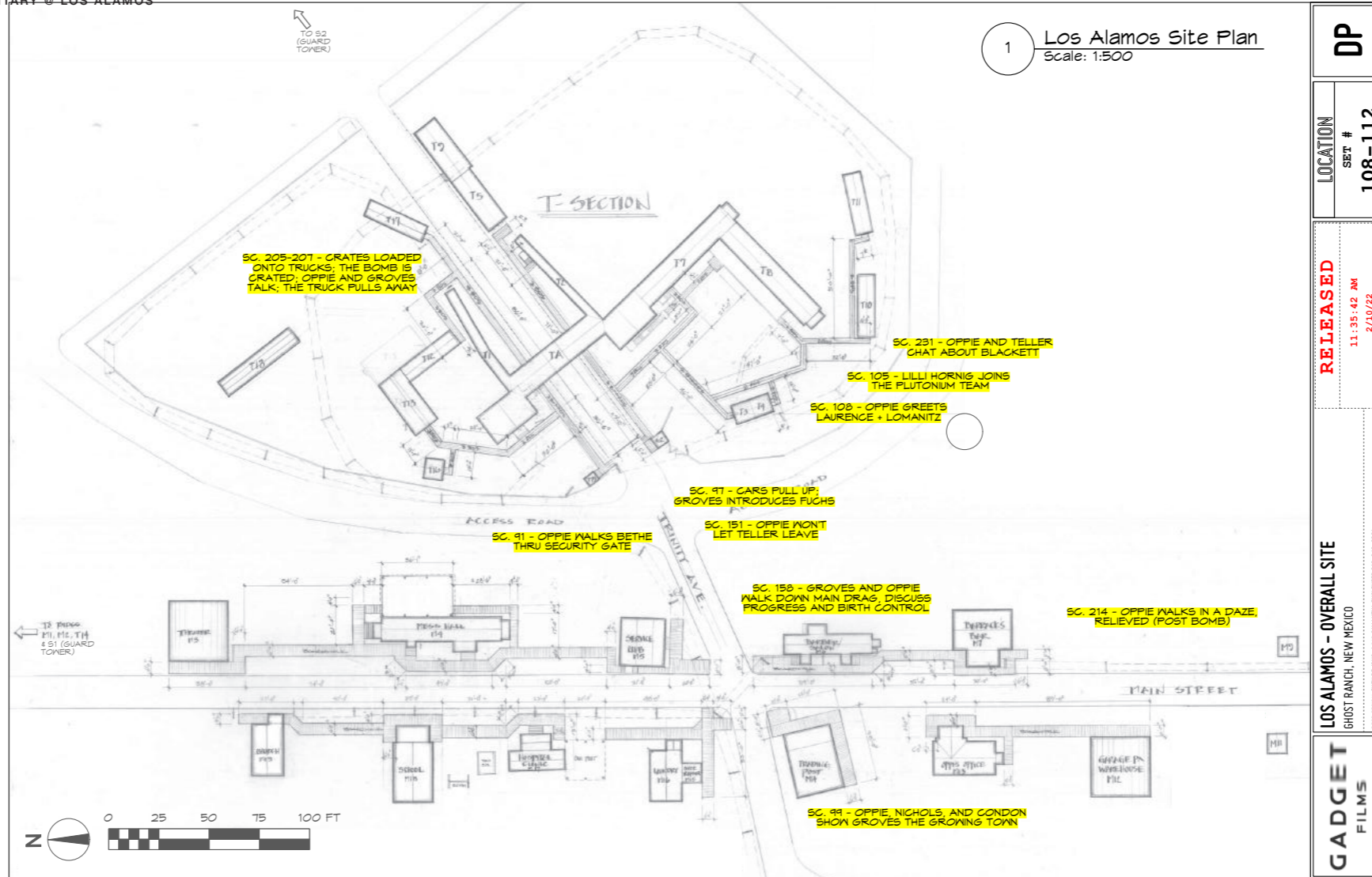
MUNSELL COLOR CHARTS



COLOR CHARTS USED BY US MILITARY @ LOS ALAMOS

ROOFING MATERIALS

RED ROLLED ROOFING (MOST COMMON)







1/4" White Model of Los Alamos - Build






SET BUILD



RESEARCH





Trading Post 1 QTY: 1

LOS ALAMOS RANCH TRADING POST
 11'10" x 108"

Trading Post 2 QTY: 1
Los Alamos SERVICE STATION
 8'6" x 11'0"

Trading Post 3 QTY: 1
TRADING POST
 2'4" x 1'

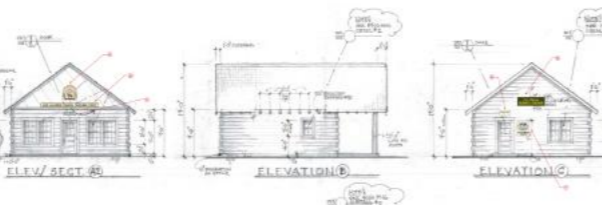
Trading Post 4 QTY: 1
POST OFFICE
 2'7" x 8'

Trading Post 5 QTY: 1
DELIVERIES FOR THE TRADING POST
 PLEASE HAVE ADDRESS FRONT SIDE THROUGH TO ROAD ON SIDE OF ROAD

Trading Post 6 QTY: 1
AUTO PART DELIVERIES TO BLDG 151
 2'6" x 2'10"

Trading Post 7 QTY: 1
PLEASE KEEP TO RIGHT
 11'10" x 4'0"


GADGET FILMS
 Sht: Est. Los Alamos
 Name: Trading Post & Filling Station
 Drawn by: Hilary Ansett

Shoe Repair QTY: 1

SHOE REPAIR
 2'6" x 10'

Shoe Repair QTY: 1
HOURS
 MONDAY - FRIDAY 8⁰⁰ - 19⁰⁰
 SATURDAY 8⁰⁰ - 17⁰⁰
 11'10" x 7'10"

Shoe Repair QTY: 1
SHOE REPAIR
 4'0" x 8'0"

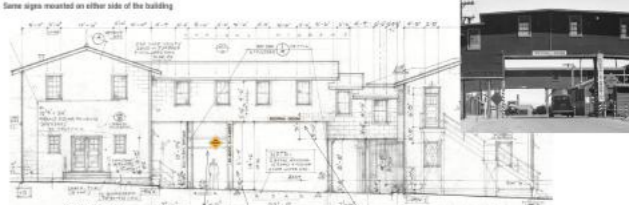
GADGET FILMS
 Sht: Est. Los Alamos
 Name: Shoe Repair
 Drawn by: Hilary Ansett

Shoe Repair QTY: 1

SHOE REPAIR
 2'6" x 10'

Shoe Repair QTY: 1
HOURS
 MONDAY - FRIDAY 8⁰⁰ - 19⁰⁰
 SATURDAY 8⁰⁰ - 17⁰⁰
 11'10" x 7'10"

Shoe Repair QTY: 1
SHOE REPAIR
 4'0" x 8'0"


GADGET FILMS
 Sht: Est. Los Alamos
 Name: Shoe Repair
 Drawn by: Hilary Ansett

Some signs mounted on either side of the building

LOW CLEARANCE
 14 FT
 30" x 30"

PEDESTRIAN CROSSING
 8'6" x 11'0"


QTY: 2 OF EACH

GADGET FILMS
 Sht: Est. Los Alamos
 Name: Pedestrian Crossing / Bridge
 Drawn by: Hilary Ansett

Baracks A QTY: 1

BARRACKS BAR
 2'4" x 11'20"

Baracks B QTY: 1
TELEPHONE BOOTH IN BAR
 4' x 10'

GADGET FILMS
 Sht: Est. Los Alamos
 Name: Baracks
 Drawn by: Hilary Ansett

Central School QTY: 1

CENTRAL SCHOOL

COMMUNITY NEWS
 2'6" x 10'


GADGET FILMS
 Sht: Est. Los Alamos
 Name: School
 Drawn by: Hilary Ansett

Laundry QTY: 1

LAUNDRY LOS ALAMOS
 11'10" x 11'0"

LAUNDRY and DRY CLEANING
 11'10" x 11'0"


GADGET FILMS
 Sht: Est. Los Alamos
 Name: Laundry
 Drawn by: Hilary Ansett

Secure Passes Here QTY: 1

LOS ALAMOS PROJECT MAIN GATE
 PASSES MUST BE PRESENTED TO GUARDS

POST No. 1
 1'4" x 10"

QTY: 1 OF EACH


GADGET FILMS
 Sht: Est. Los Alamos
 Name: Main Guard Gate
 Drawn by: Hilary Ansett

Barber QTY: 1

BARBER

Barber B QTY: 1
In Case of Fire
 Turn in the Alarm Immediately
 Delayed Alarms are Often Responsible for Turning Small Fires into Large Costly Fires

Barber C QTY: 1
LOS ALAMOS BEAUTY SALON
 2'8" x 2'10"


GADGET FILMS
 Sht: Est. Los Alamos
 Name: Barber
 Drawn by: Hilary Ansett

West Mess Hall QTY: 1

WEST MESS HALL

CLEAN UP
 Safely Dispose
 PREVENT DISEASE & FIRES


NO DOGS ALLOWED
 11'10" x 11'0"

GADGET FILMS
 Sht: Est. Los Alamos
 Name: Mess Hall
 Drawn by: Hilary Ansett

Hospital QTY: 1

HOSPITAL

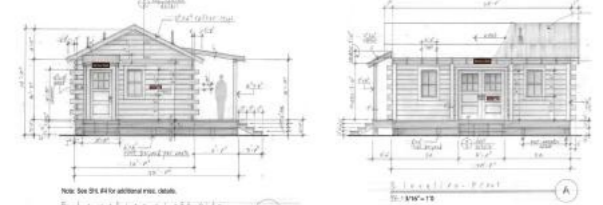
KNOCK BEFORE ENTERING
 1'6" x 8'0"

GADGET FILMS
 Sht: Est. Los Alamos
 Name: Hospital
 Drawn by: Hilary Ansett

TR MAIN TECH AREA QTY: 1

TR MAIN TECH AREA


EXIT TO MAIN TECH AREA
 11'10" x 11'0"

GADGET FILMS
 Sht: Est. Los Alamos
 Name: TR Main Tech Area
 Drawn by: Hilary Ansett

Service Club QTY: 1

Service Club

Service Club B QTY: 1
LUNCH SERVICE OPENS 11:30
 1'10" x 11'

GADGET FILMS
 Sht: Est. Los Alamos
 Name: Service Club
 Drawn by: Hilary Ansett

Auto Repair & Storage QTY: 1

AUTO REPAIR & STORAGE


KEEP DOOR CLOSED
 11'10" x 11'0"


BLDG CAPACITY 30
KEEP LOCKED - 2000-0600
 11'10" x 11'0"

NO PARKING ANY TIME
 11'10" x 11'0"

PX STORAGE ENTER IN BACK
 11'10" x 11'0"

GADGET FILMS
 Sht: Est. Los Alamos
 Name: Auto Repair
 Drawn by: Hilary Ansett

Trinity Drive QTY: 1

TRINITY DRIVE

Main Street QTY: 1

MAIN STREET

GADGET FILMS
 Sht: Est. Los Alamos
 Name: Signage
 Drawn by: Hilary Ansett

STOP FOR IDENTIFICATION QTY: 1
WEAR YOUR BADGES WHERE THEY CAN BE SEEN
HAVE YOUR PASSES READY

DRIVE SLOWLY CAUTION QTY: 1

WARNING SAFETY GATE 500 YDS AHEAD SPEED LIMIT 25 M.P.H. QTY: 1

STOP! IF GATE IS CLOSED PLEASE VISIT MAIN GATE FOR ADDITIONAL CLEARANCE QTY: 1

POST No. 3 QTY: 1

POST No. 5 QTY: 1

NO PARKING OR LOADING ZONE QTY: 1

GADGET FILMS
 Sht: Est. Los Alamos
 Name: Guard Signs
 Drawn by: Hilary Ansett

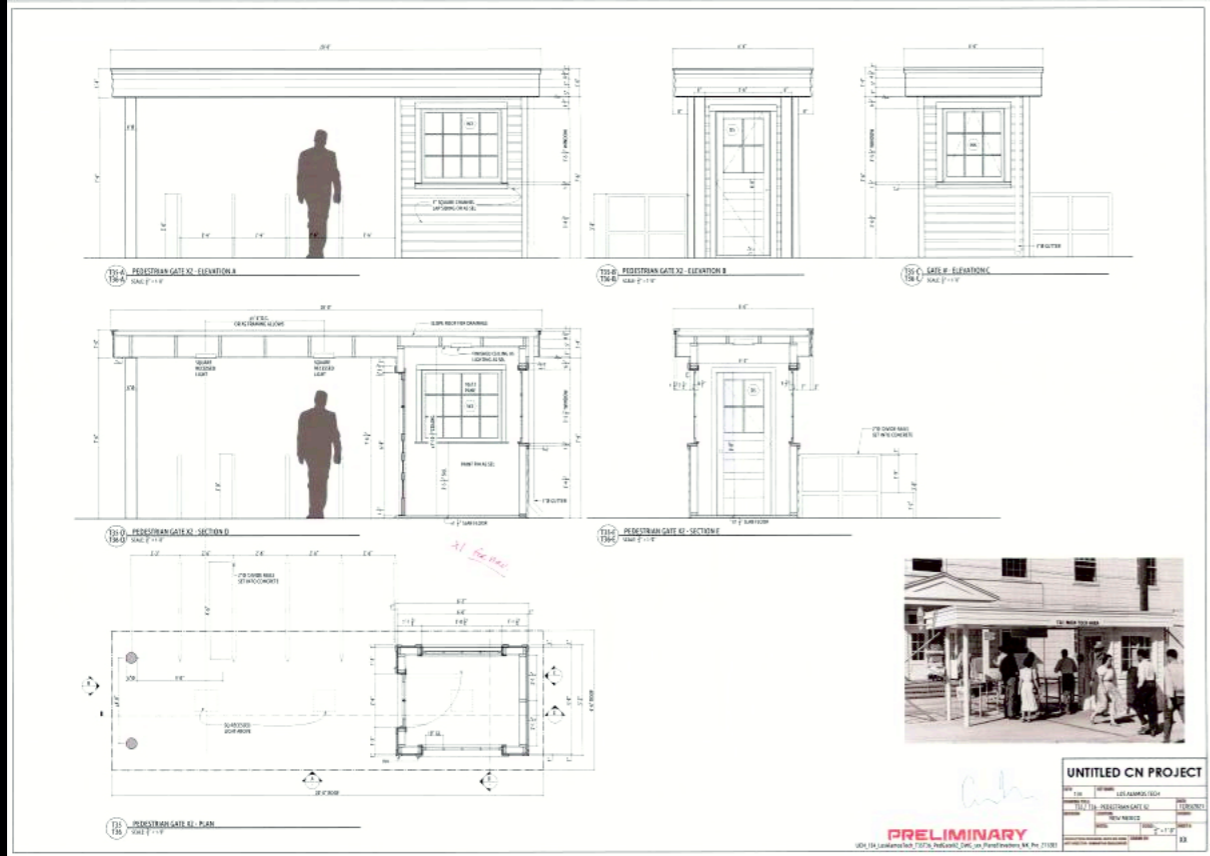







Los Alamos Main Gate - Build

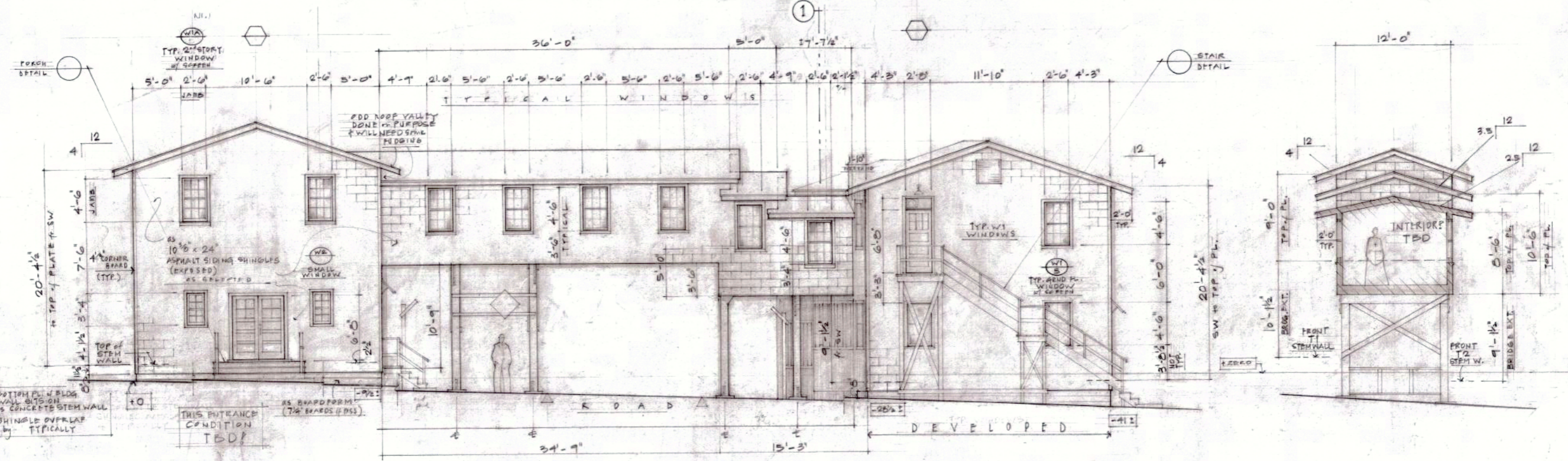




T-Section - Los Alamos - Build







EXT. TECH. SECTION BRIDGE BLDGS

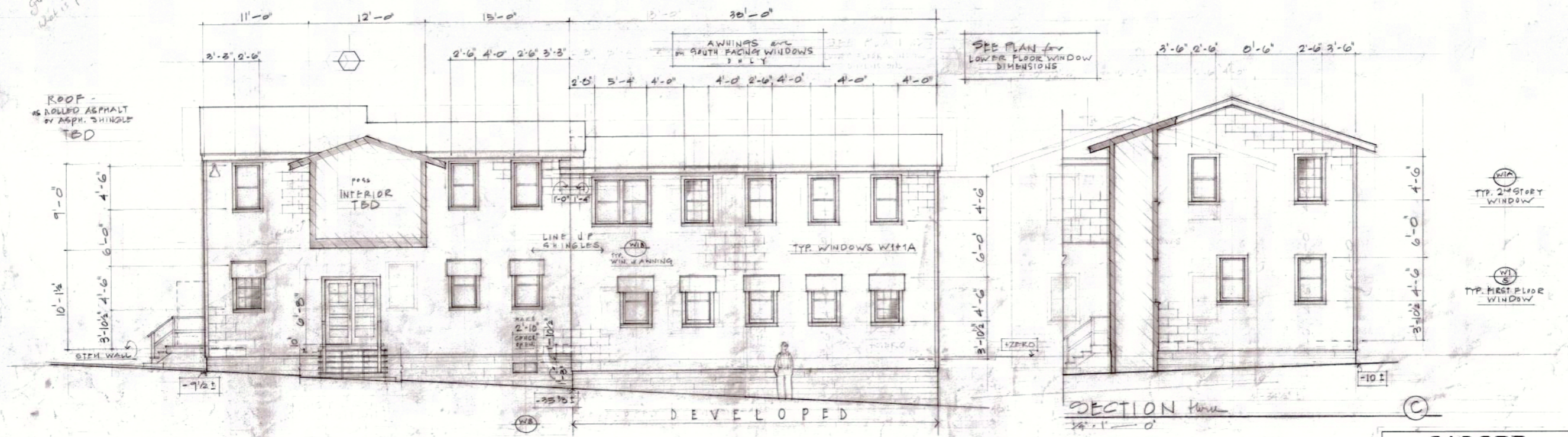
VIEW (A)

SECTION thru ①

Scale 1/4" = 1' - 0"

Scale 1/4"

*Guides
Work is practical*



EXT. BRIDGE BUILDINGS

VIEW (B)

SECTION thru ③

Scale 1/4" = 1' - 0"

Scale 1/4" = 1' - 0"

NOTE:
 TYP. WINDOWS 2x5 DBL HUNG, 6" LIGHT w/ SASHED WINDOW SCREENS, FLUSH w/ THE CASING. (SEE DET.)
 DISCUSS WITH ART DIR. WHERE SCREENS CAN BE OMITTED... AND IF/WHERE MUNTINS CAN BE... CHEATED.

Handwritten signature

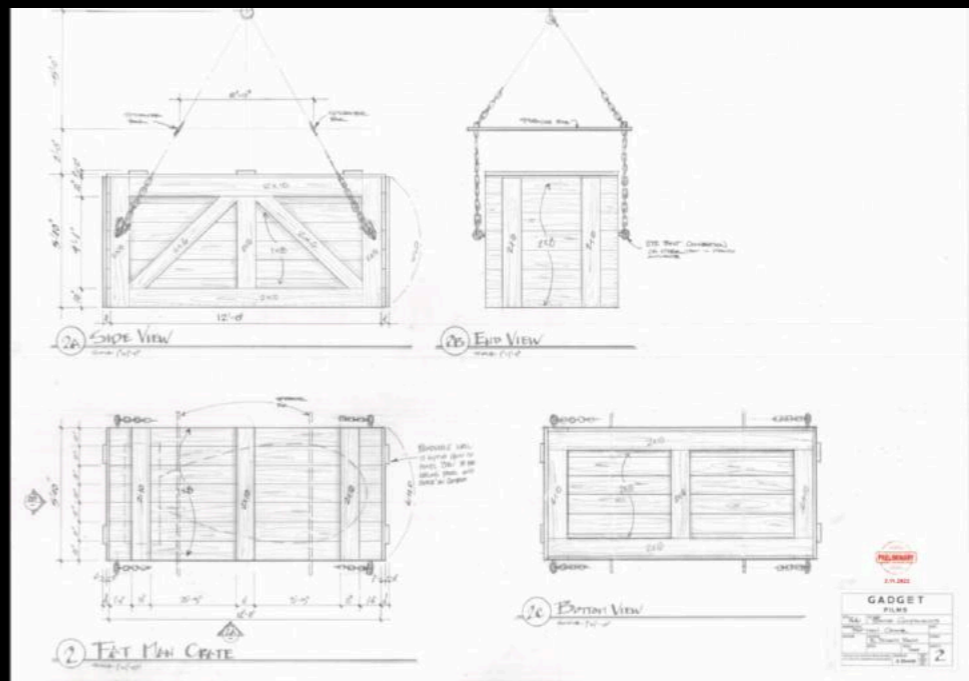
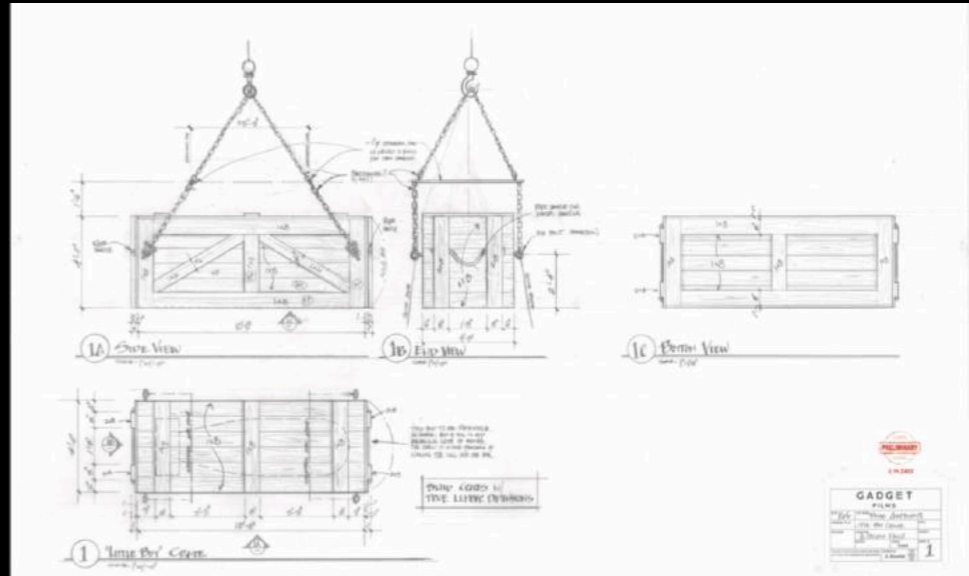
GADGET FILMS			
SET # 112	SET NAME: EXT. TECH. SEC. BRIDGE BLDGS	DATE: 2-17-21	SCENES:
DRAWING TITLE: ELEVATIONS	LOCATION: GHOST RACK, NH	SCALE: 1/4"	SHEET #:
REVISION:	NOTES:	SCALE: 1/4"	SHEET #:
PRODUCTION DESIGNER: RUTH DE JONG	DRAWN BY: NDW		2







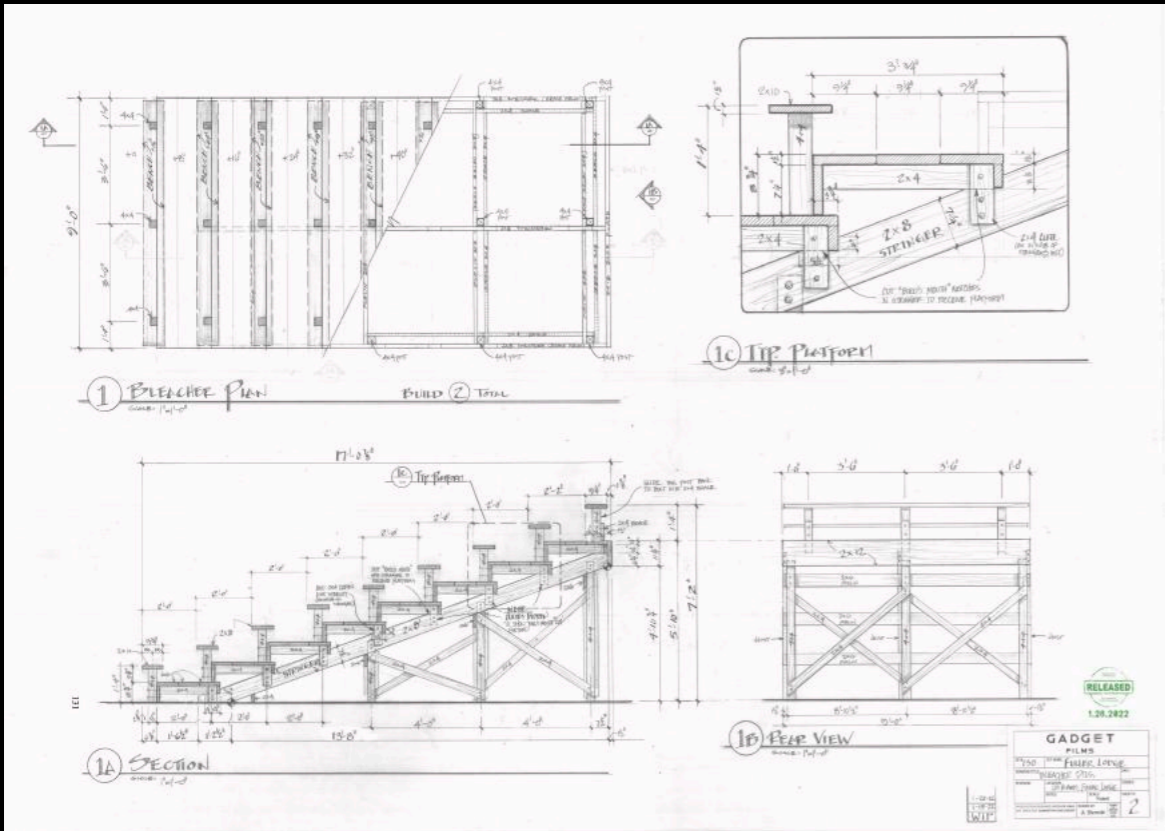




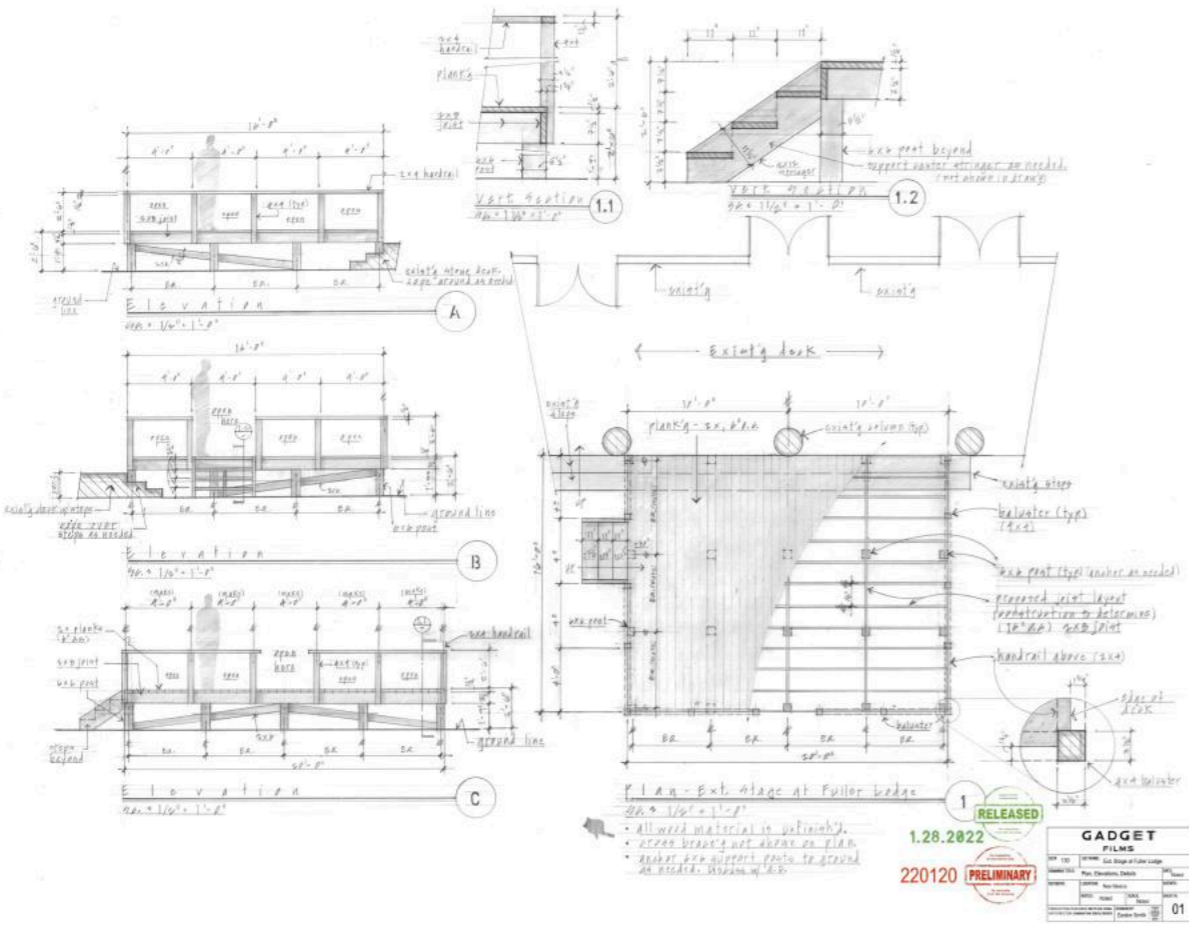













ARMY-NAVY E AWARD CEREMONY

OCT 16 1945







LOCATION AT THE REAL LOS ALAMOS



REVERSE AT GHOST RANCH, OUR 'LOS ALAMOS'



SET



SET

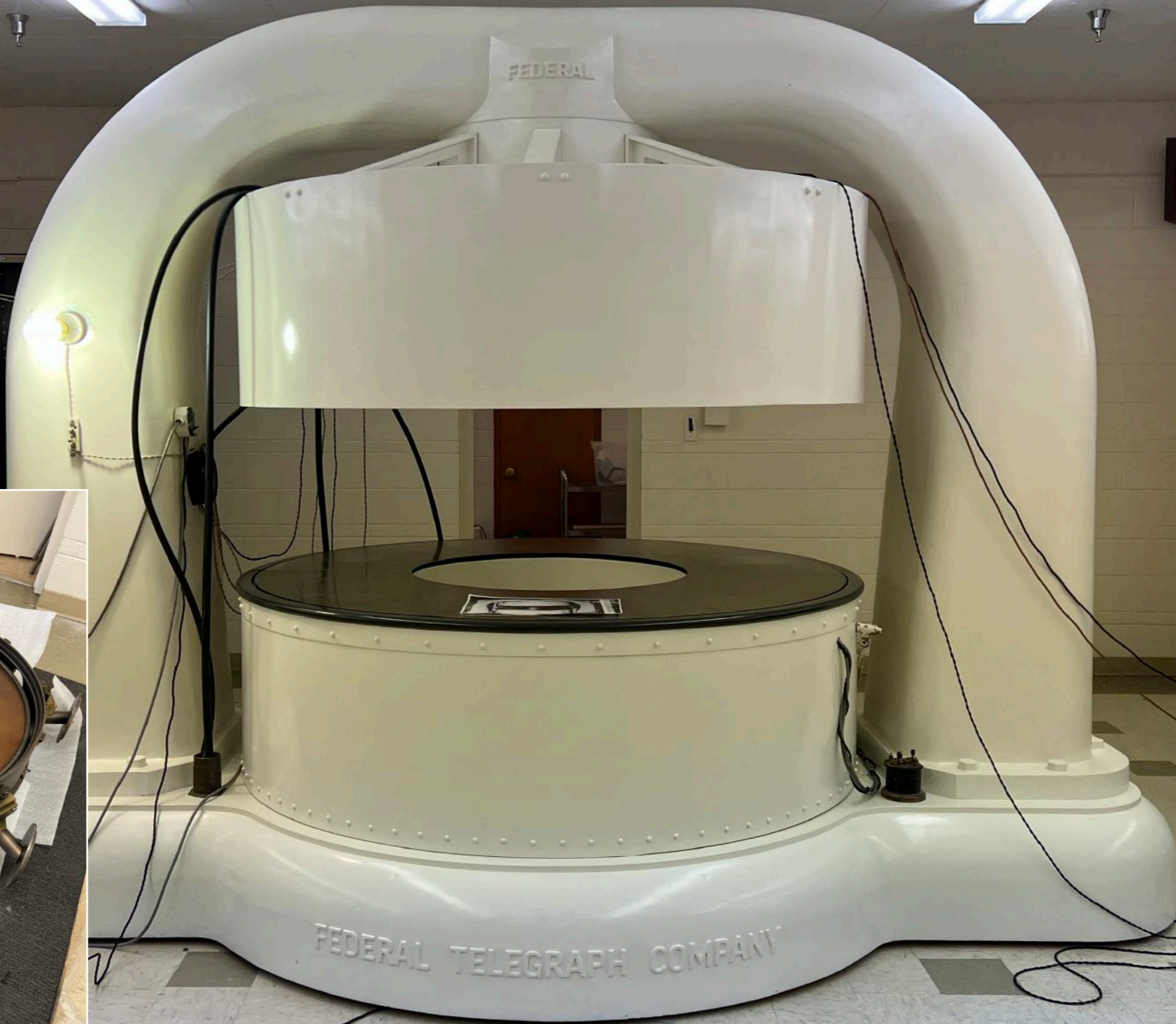


LOCATION PHOTO



LOCATION PHOTO





The Test




Observation bunker

Three observation points were established at 10,000 yards from ground zero. These were wooden shelters protected by concrete and earth. The south bunker served as the control center for the test. The automatic firing device was triggered from there as key men such as Dr. Robert Oppenheimer, head of Los Alamos, watched. None of the manned bunkers are left.

Many scientists and support personnel, including Gen. Leslie Groves, head of the Manhattan Project, watched the explosion from base camp which was ten miles southwest of ground zero. All the buildings at base camp were removed after the test. Most visiting VIPs watched from Compania Hill, 20 miles northwest of ground zero.

The test was scheduled for 4 a.m. July 16, but rain and lightning early that morning caused it to be postponed. The device could not be exploded under rainy conditions because rain and winds would increase the danger from radioactive fallout and interfere with observation of the test. At 4:45 a.m. the crucial weather report came through announcing calm to light winds with broken clouds for the following two hours.



10,000 S OBSERVATION POST

Point B, shelter at left is main control bunker, shelter at right houses power plant.




TR-426
Point B.

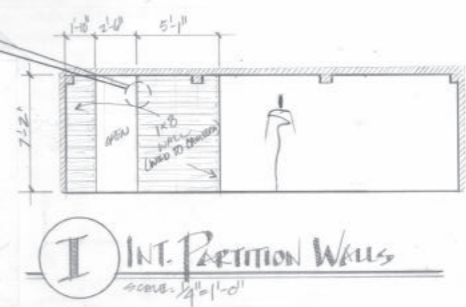

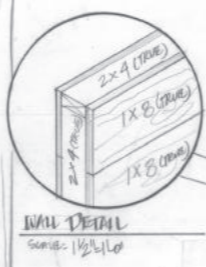
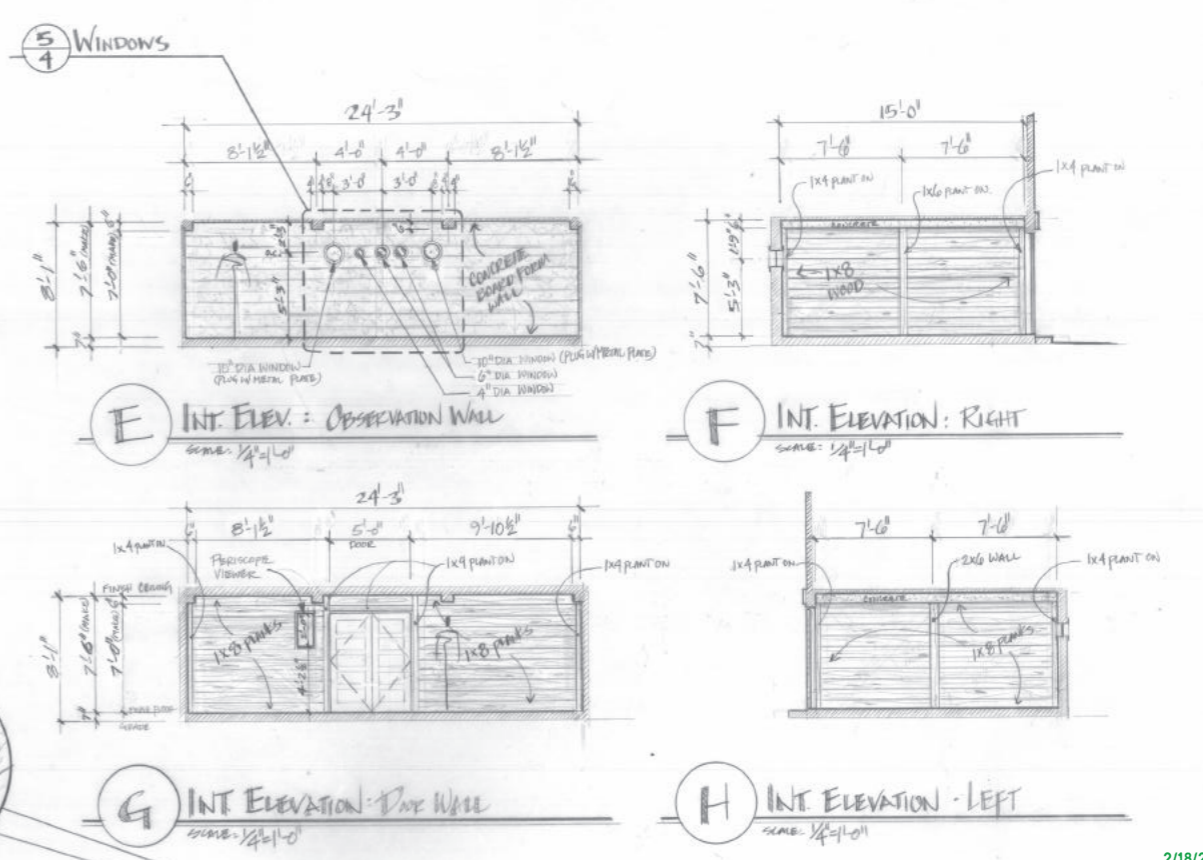
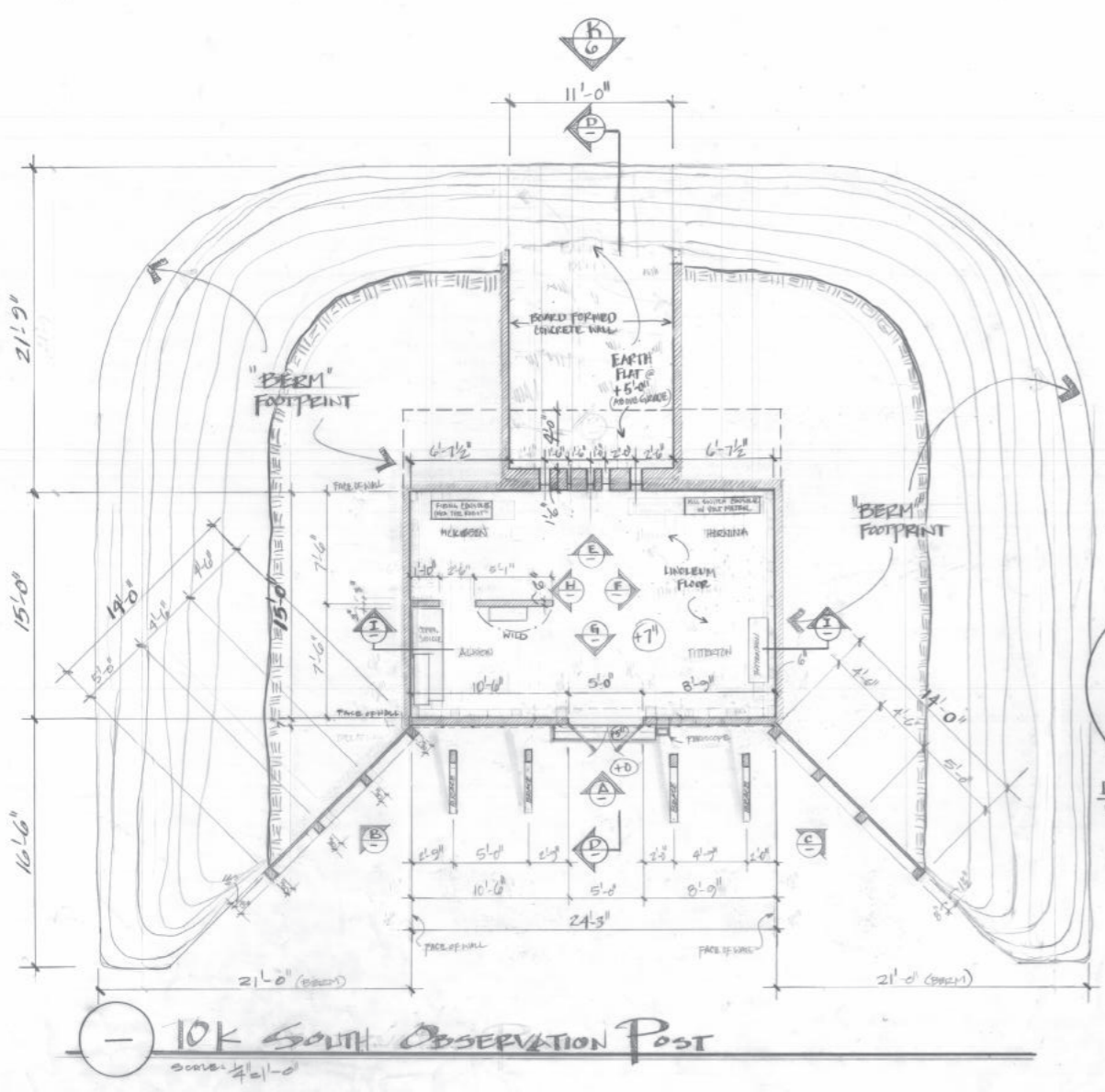
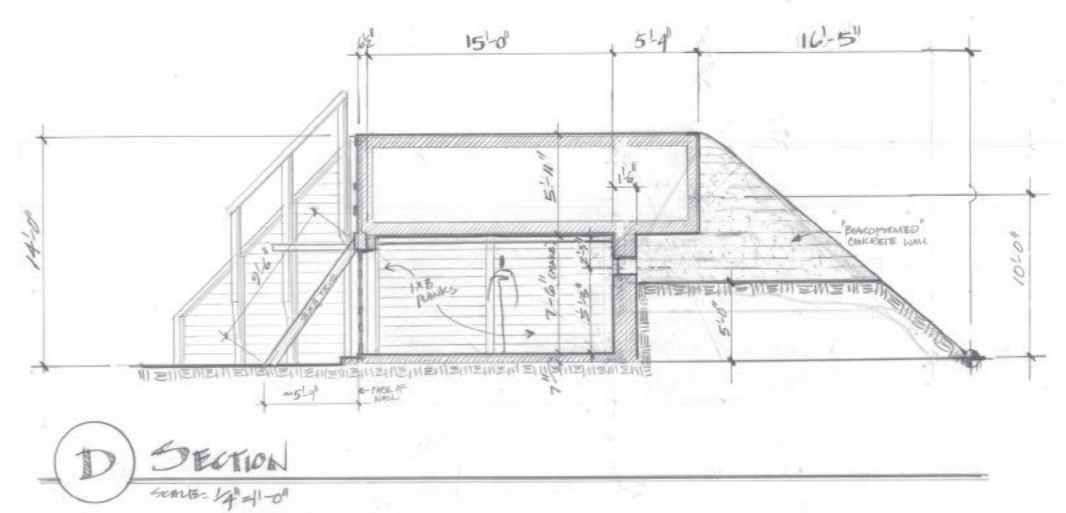
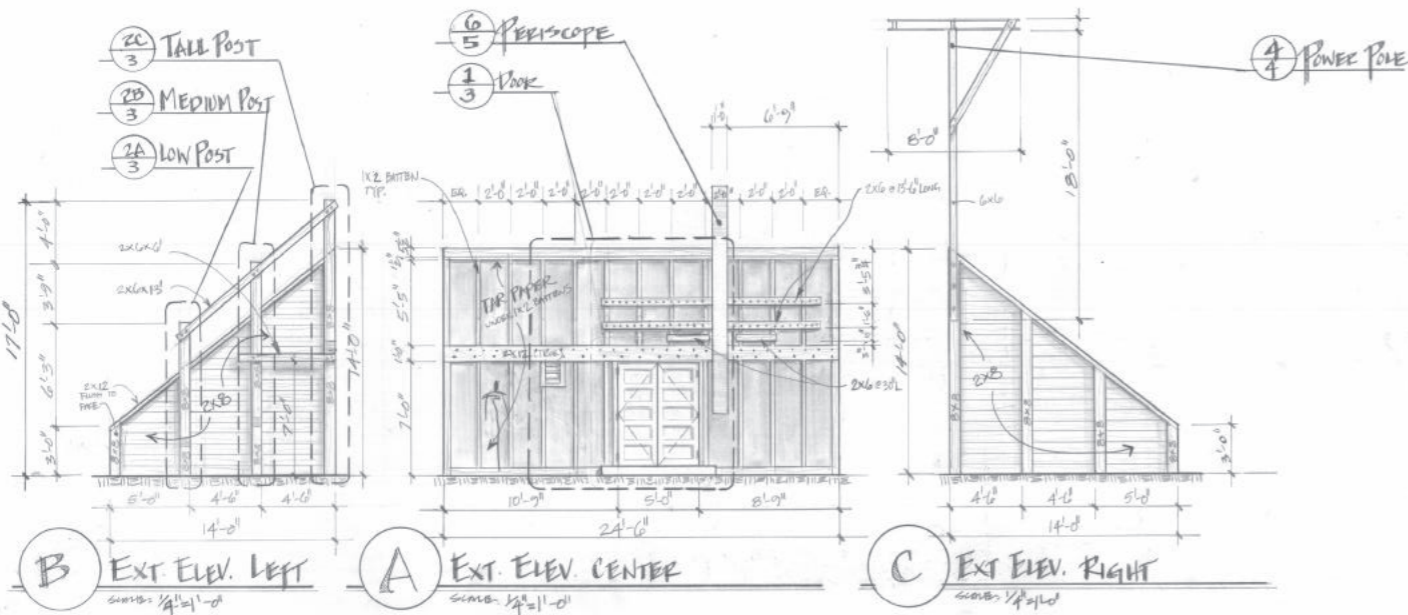


Power plant at B.



Generator at 10,000 S station.

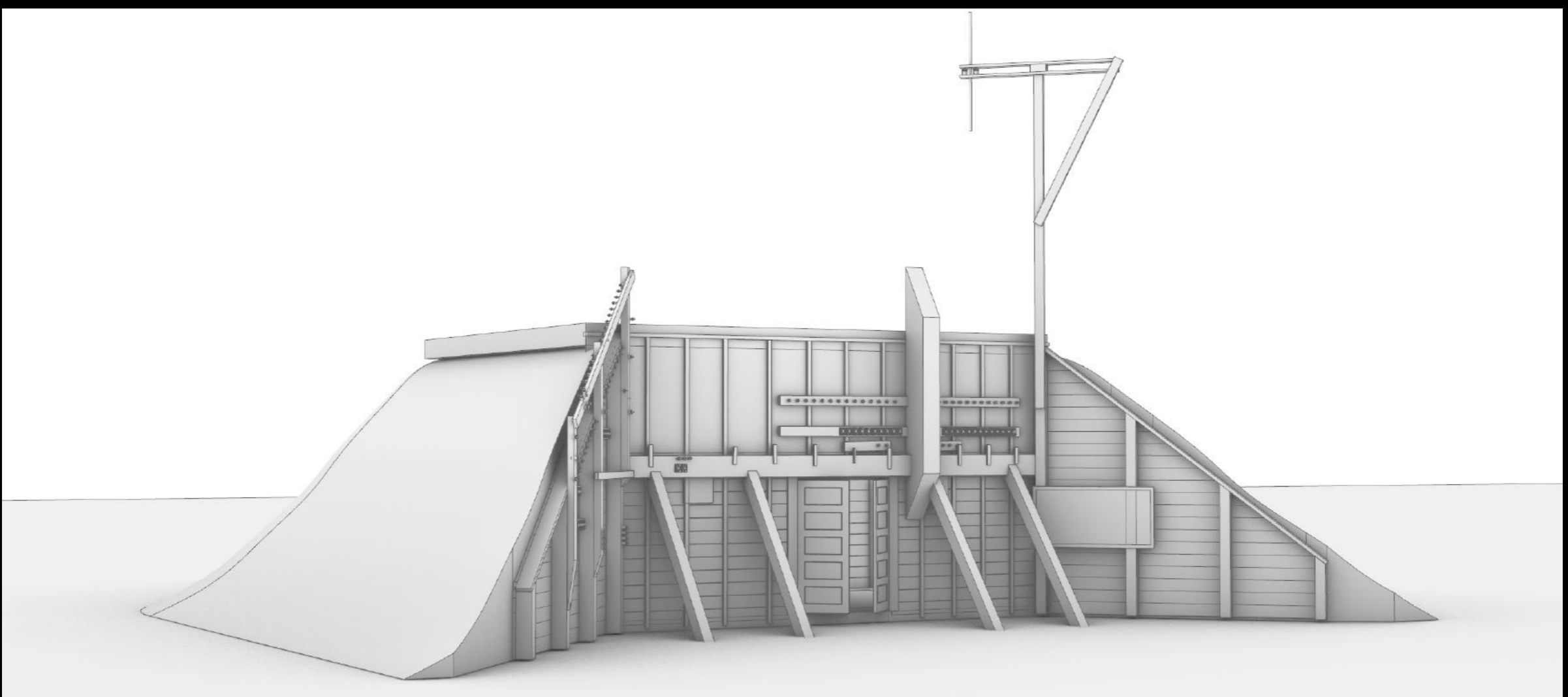




2/18/22
Approved for construction
RELEASED
You may build from this drawing

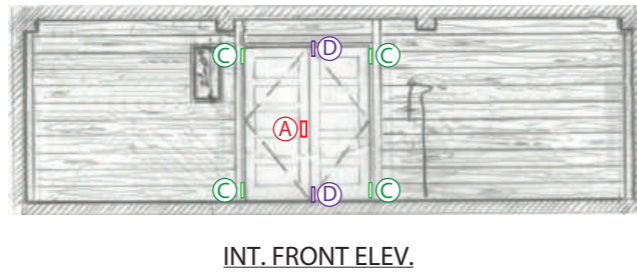
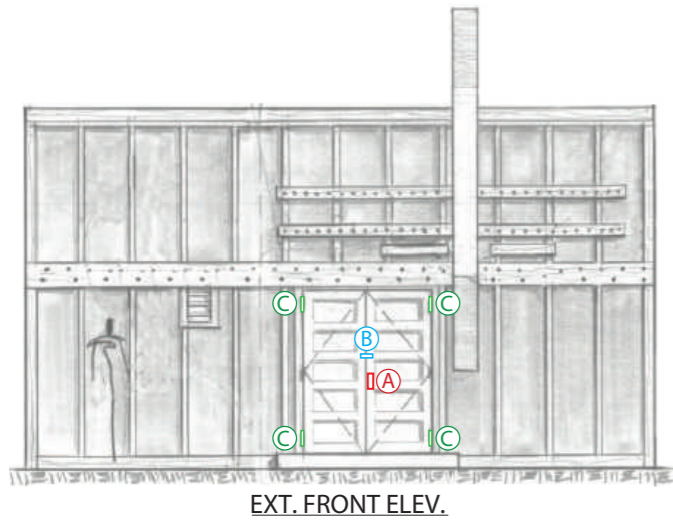
GADGET FILMS			
SET # 160	SET NAME: EXT. 10K OBS. POST. 10000 S	DATE:	
DRAWING TITLE: PLAN / ELEVATIONS	LOCATION:	SCENES:	
REVISION:	NOTES:	SCALE: Noted	SHEET #:
			2
PRODUCTION DESIGNER: RUTH DE JONG		DRAWN BY: J. Hewitt	
ART DIRECTOR: SAMANTHA ENGLER			

2.14.22
2.10.22
2.9.22
2.8.22
W.I.P.



10,000 S Observation Bunker - Build

(SEE NEXT PAGE FOR REFERENCE)



A



Item: Knob Set - Passage
 Finish: Antique Pewter
 Source: House of Antique Hardware
 ETA: 3/4/22

B

Item: Hasp
 Finish: Zin-plated (paint as pewter to match)
 Source: Home Depot
 ETA: 3/2/22



C

Item: 4 1/2" Heavy Duty Hinge (x4)
 Finish: Antique Pewter
 Source: House of Antique Hardware
 ETA: 3/4/22



D

Item: 6" Surface Door Bolt
 Finish: Antique Pewter
 Source: House of Antique Hardware
 ETA: 3/4/22



SET #161-162



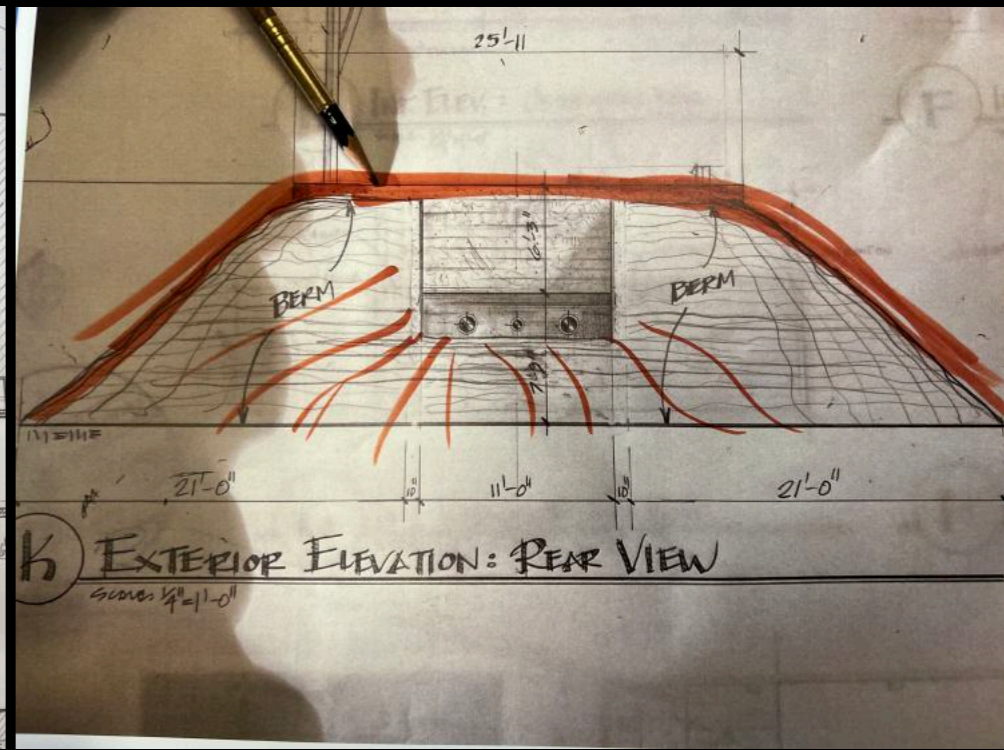

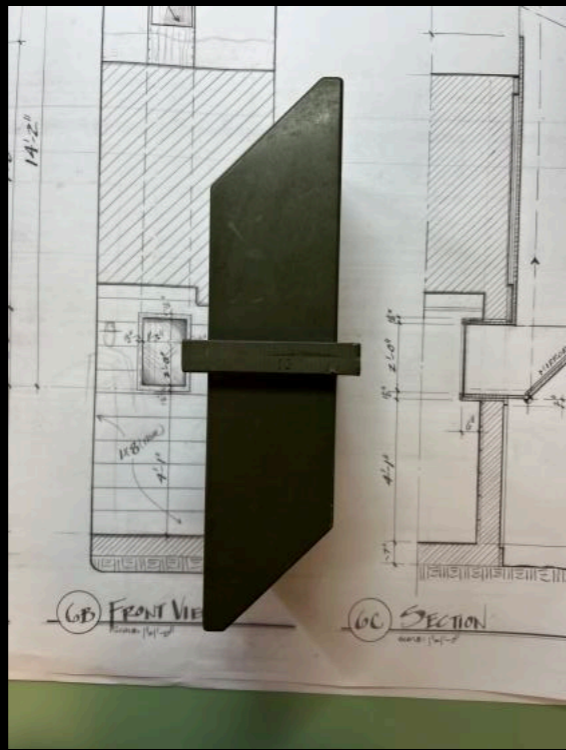
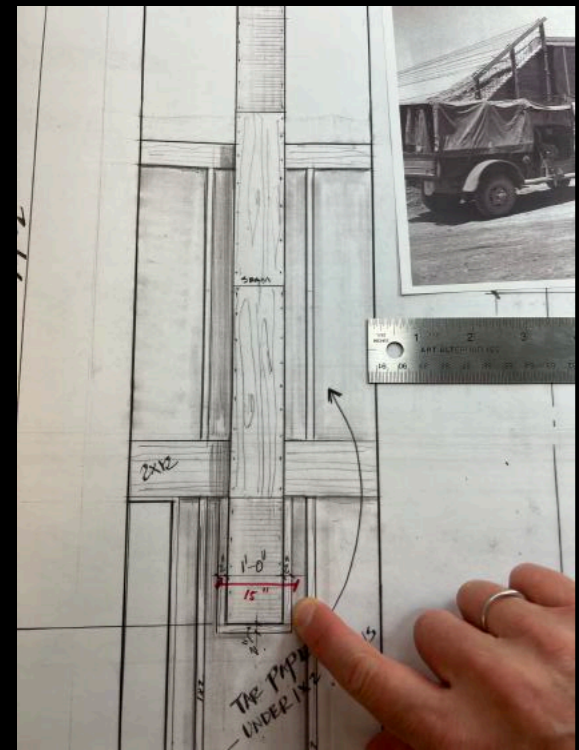
[3/1/22]

BUNKER REF. IMAGE



SET #161-162

[3/1/22]



10,000 S Observation Bunker - Viewing Build









10,000 S Observation Bunker - Set Still



10,000 S Observation Bunker - Set Still

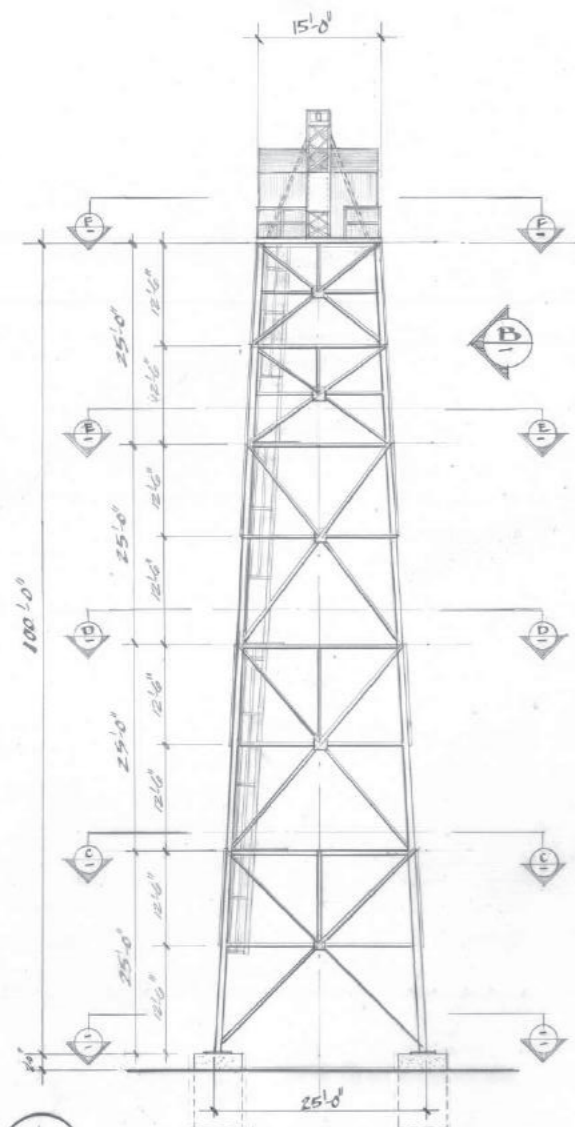




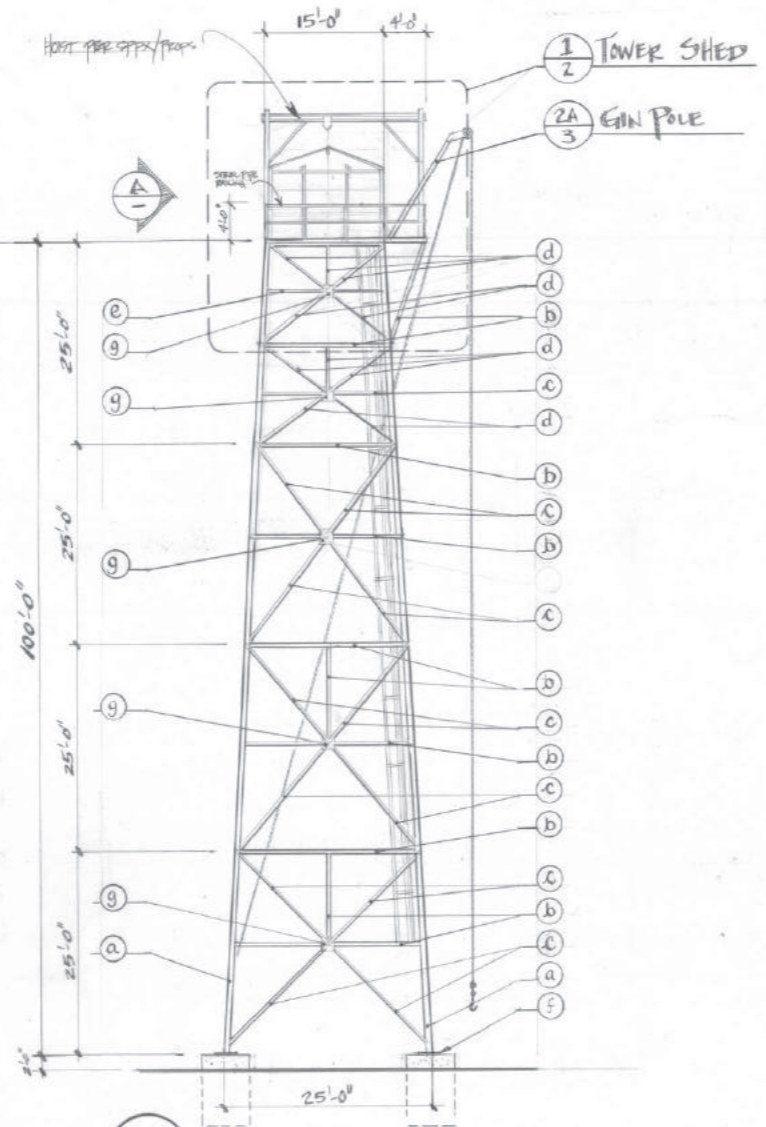
STEEL TOWER

TOWER SITE

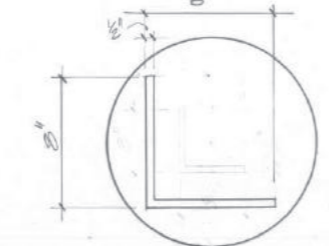




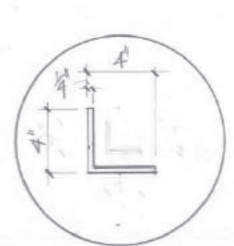
A FRONT VIEW
Scale: 3/4"=1'-0"



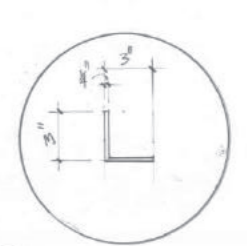
B SIDE VIEW
Scale: 3/4"=1'-0"



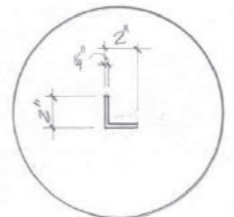
a 5" x 5" L-CHANNEL
Scale: 3/4"=1'-0"



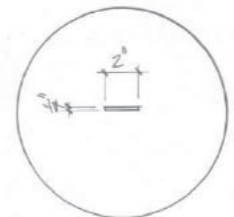
b 4" x 4" L-CHANNEL
Scale: 3/4"=1'-0"



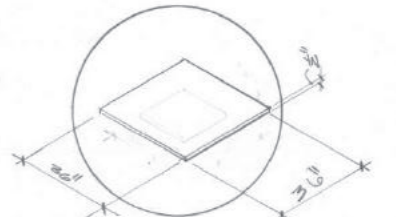
c 3" x 3" L-CHANNEL
Scale: 3/4"=1'-0"



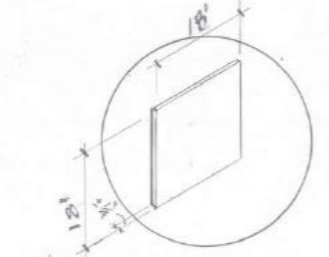
d 2" x 2" L-CHANNEL
Scale: 3/4"=1'-0"



e 2" x 1/4" BAR
Scale: 3/4"=1'-0"



f 36" x 36" x 1/2" FOUNDATION PLATE
Scale: 1/2"=1'-0"

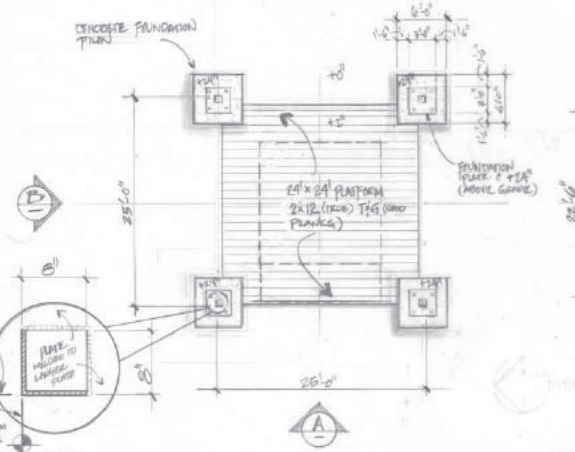


g 18" x 18" x 1/4" TIE PLATE
Scale: 1/4"=1'-0"

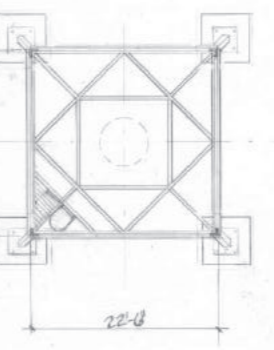
NOTE!
BUILD 2 TOWER SHEDS TOP.
SHED #1: BUILD ON TOP OF TOWER @ DIM. 15' x 15'
SHED #2: BUILD TO PLACE ON TOP OF FLATTENED TOWER
BUILD @ DIM. 15' x 20" (SEE SHED 2)

TOWER SHED FLATTENED SHED

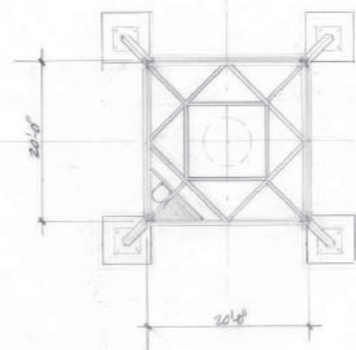
OPEN SIDE OF TOWER TO FACE 116 S.E.
(MATCH STAKED CONSTRUCTION LOCATION).
** BUILD TOWER AS PER CAD/WELDING
ENGINEER APPROVED DRAWINGS.



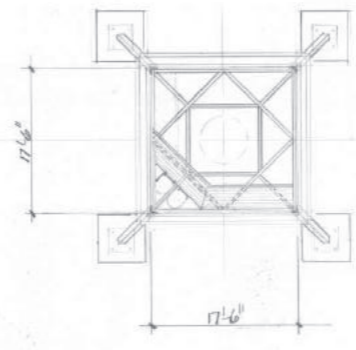
- PLAN: TRINITY TOWER
Scale: 3/4"=1'-0"



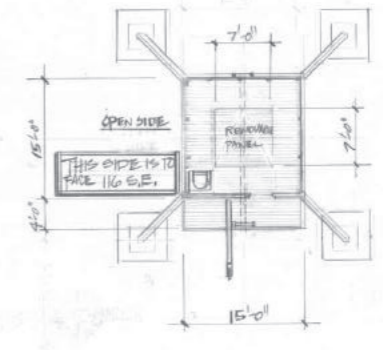
C SECTION @ +25' (ABOVE FOUNDATION PLATE)
Scale: 3/4"=1'-0"



D SECTION @ +50' (ABOVE FOUNDATION PLATE)
Scale: 3/4"=1'-0"



E SECTION @ +75' (ABOVE FOUNDATION PLATE)
Scale: 3/4"=1'-0"



F SECTION @ +100' (ABOVE FOUNDATION PLATE)
Scale: 3/4"=1'-0"

1/31/22
Approved for construction
RELEASED
This may hold from this drawing

1-31-22
1-28-22
1-21-22
W.I.P.

GADGET FILMS			
SET: 165	SET NAME: EXT STEEL TOWER - TRINITY TEST SITE	DATE:	
DRAWING TITLE: PLAN/ELEV/SECTIONS	LOCATION: GADGET RANCH, LA PLAINES	SCALE:	Noted
REVISION:	NOTES:	SCALE:	Noted
PRODUCTION/REVISION WITH OR XERO	DRAWN BY: J. Hewitt	SHEET #:	1











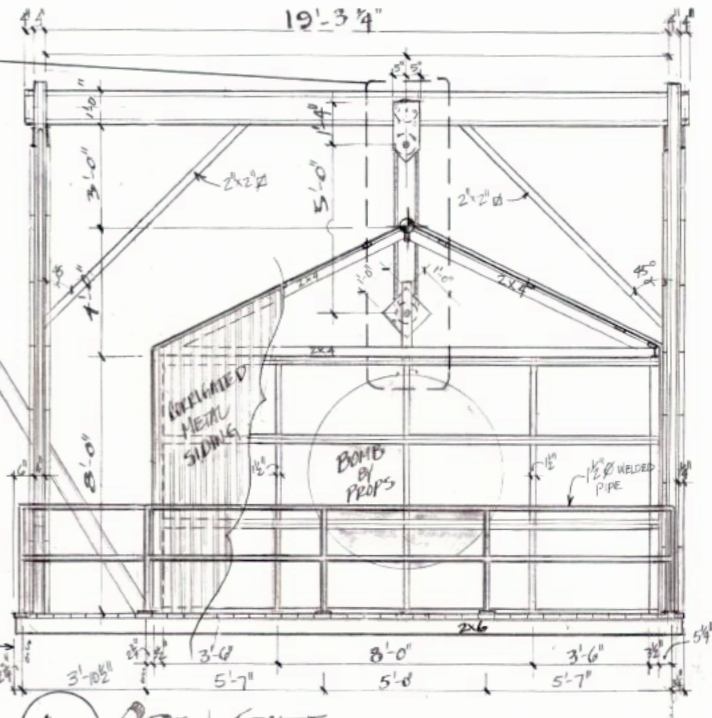
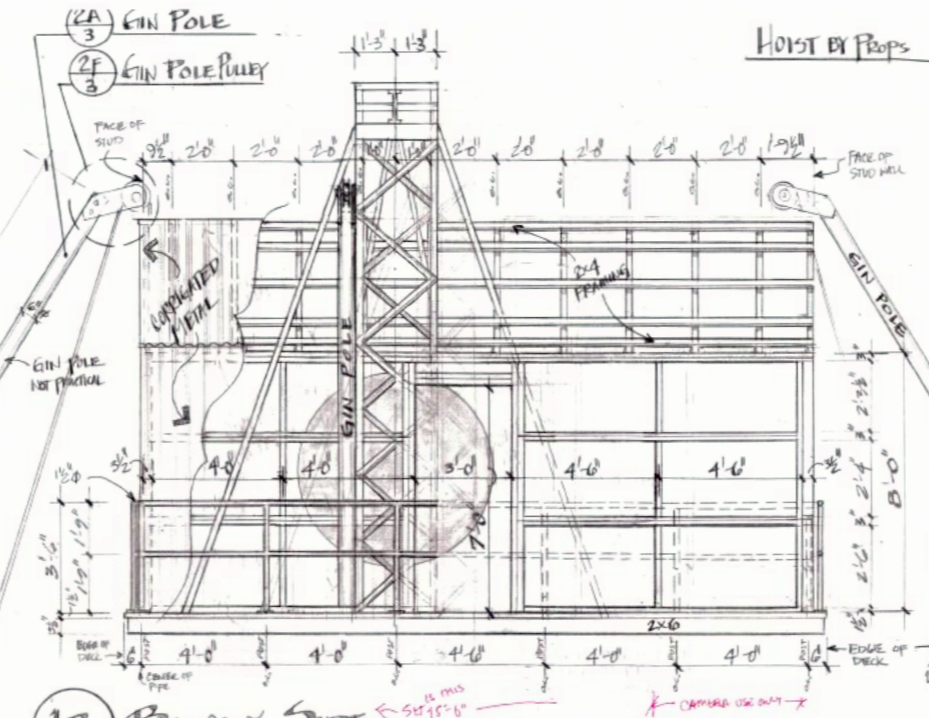
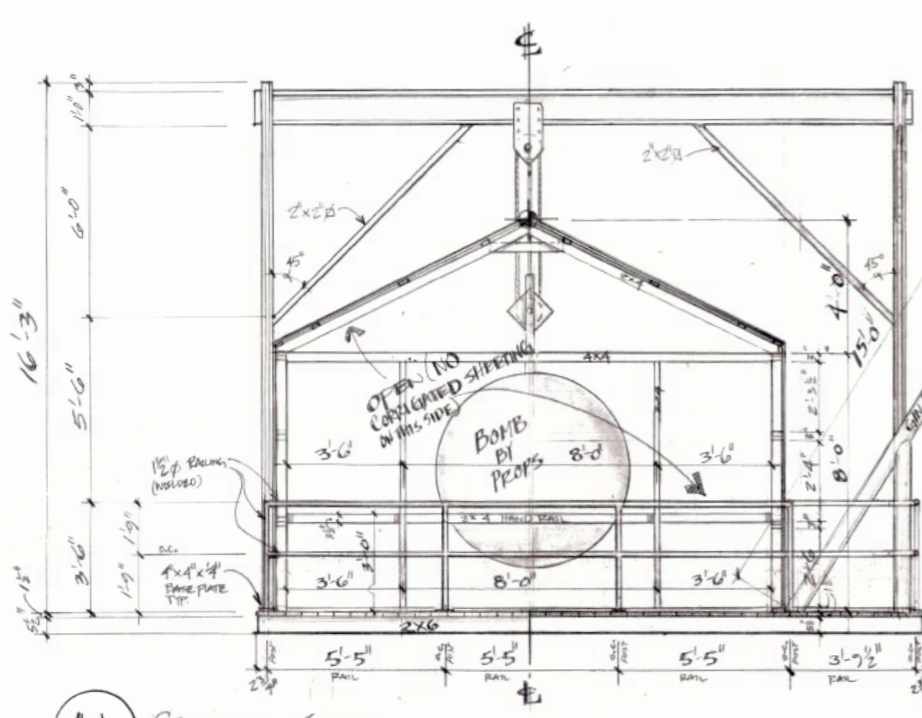


Trinity Tower Set Photo

STEEL TOWER

BOTTOM OF TOWER

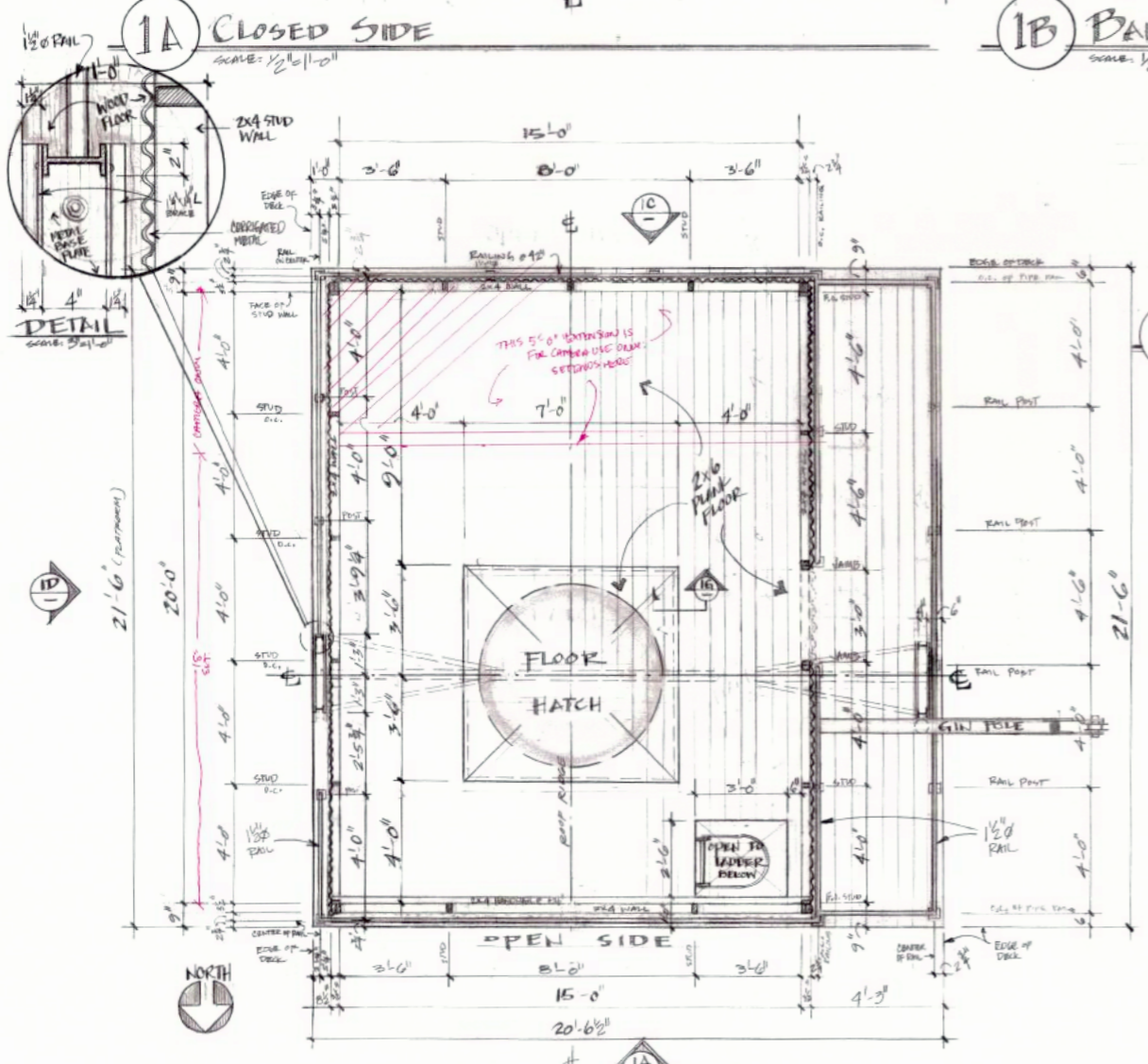




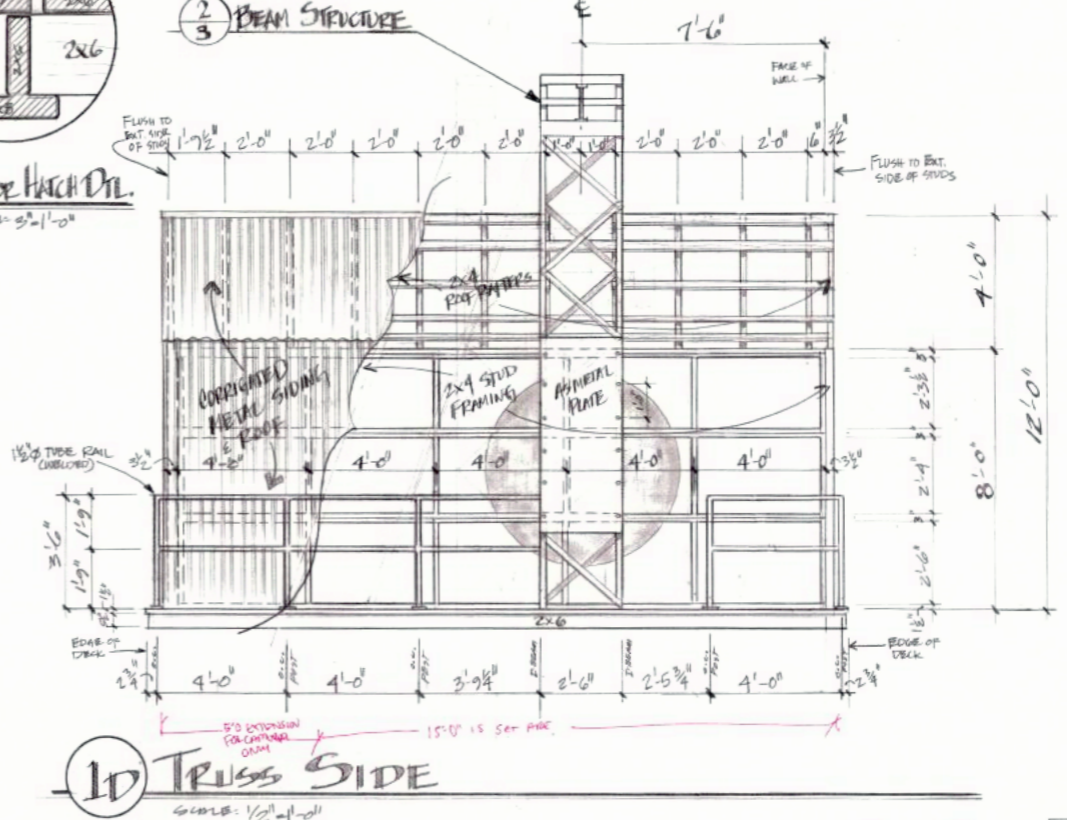
1A CLOSED SIDE
SCALE: 1/2"=1'-0"

1B BALCONY SIDE
SCALE: 1/2"=1'-0"

1C OPEN SIDE
SCALE: 1/2"=1'-0"



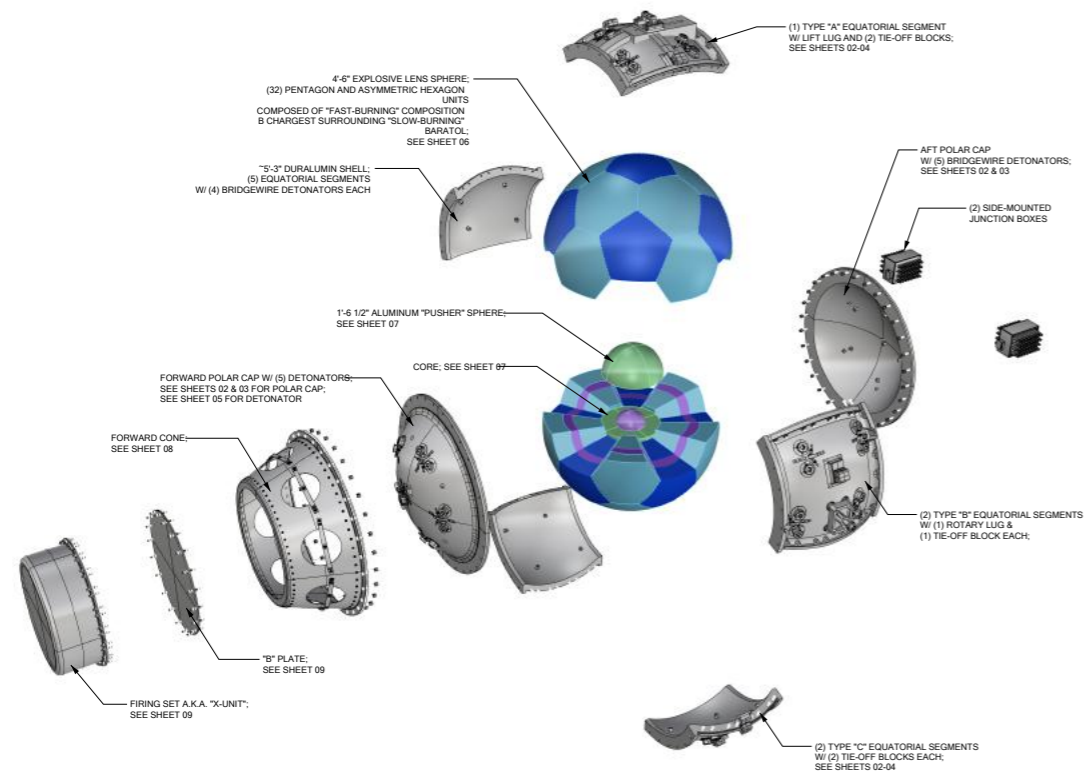
1E BEAM STRUCTURE
SCALE: 3/4"=1'-0"



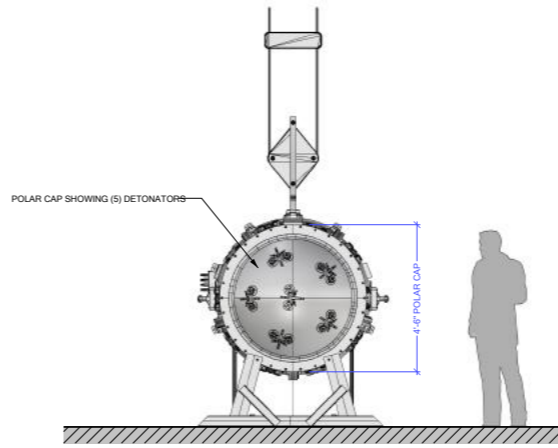
1F TRUSS SIDE
SCALE: 1/2"=1'-0"

1 METAL TOWER SHED

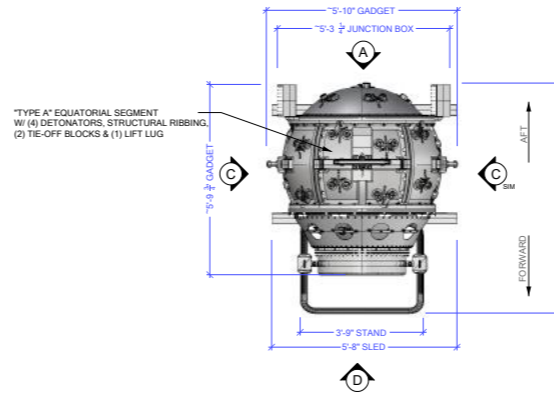
GADGET FILMS			
SET #	165	SET NAME	EXT STEEL TOWER - TRINITY TEST SITE
DRAWING TITLE	1 METAL TOWER SHED		DATE:
REVISION	LOCATION	GADGET RANCH, LOS ANGELES	SCENE:
NOTES	SCALE	Noted	SHEET #
PRODUCTION DESIGNER	RUTH DE LONG	DRAWN BY	J. Hewitt
ART DIRECTOR	SAMANTHA ENGLENDER		



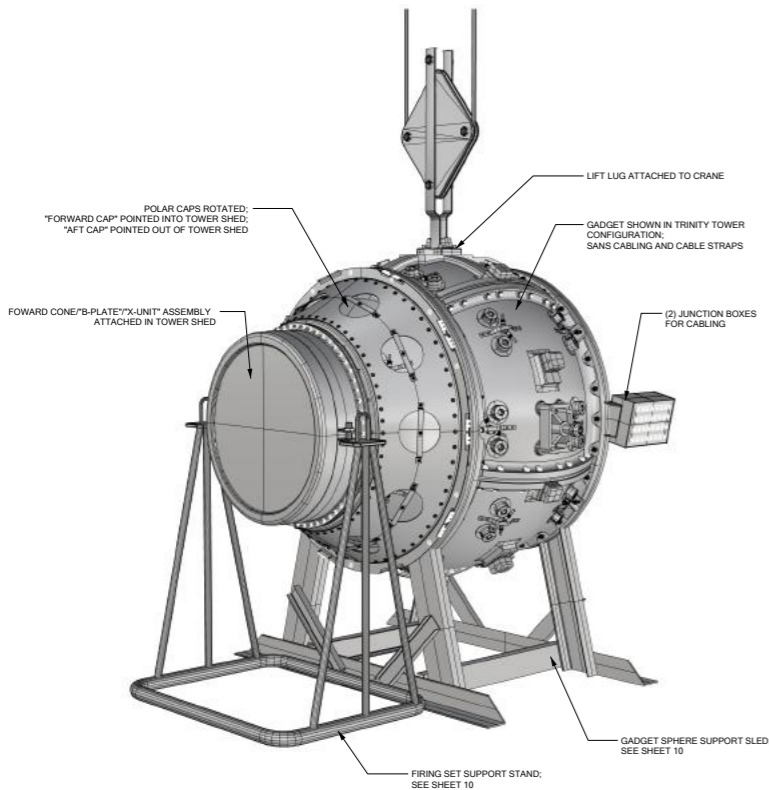
E.1 EXPLODED DIAGRAM
NOT TO SCALE



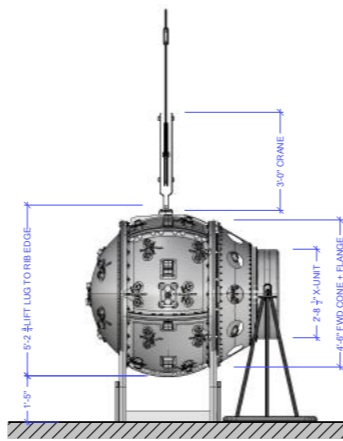
A GADGET - AFT
SCALE: 1/2" = 1' - 0"



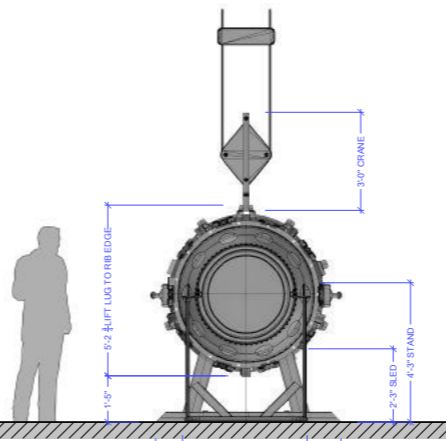
B GADGET - PLAN
SCALE: 1/2" = 1' - 0"




E.2 GADGET - ASSEMBLED
NOT TO SCALE




C GADGET - STARBOARD
SCALE: 1/2" = 1' - 0"



D GADGET - FORWARD
SCALE: 1/2" = 1' - 0"



F.1 TRINITY TOWER
SCALE: 1/2" = 1' - 0"




F.2 GADGET - PLAN
SCALE: 1/2" = 1' - 0"



F.3 GADGET - PLAN
SCALE: 1/2" = 1' - 0"

PRELIMINARY

GADGET FILMS			
SET# 166	SET NAME:	GADGET	
DRAWING TITLE: FULL ASSEMBLY + EXPLODED	LOCATION:	DATE: 07 JAN 22	SCENES:
REVISION:	NOTES:	SCALE: NTS	SHEET #: 01
PRODUCTION DESIGNER: RUTH DE JONG	ART DIRECTOR: SAMANTHA ENGLER	DRAWN BY: JUSTIN MILLER	





















Trinity Base Camp



Trinity Base Camp Set Still







NOTES KEY
 PURPLE - SET DEC
 RED - CONSTRUCTION
 PINK - LOCATIONS

GADGET FILMS	
SET# 109	SET NAME: BERKELEY STREET
DRAWING TITLE: STREET ELEVATIONS	DATE:
REVISION: LOCATION: SIERRA MADRE	SCENES: 4/13/22
NOTES: SCALE: AS NOTED	SHEET #: 01
PRODUCTION DESIGNER: RUTH DE JONG	DRAWN BY:
ART DIRECTOR: SAMANTHA ENGLENDER	



Berkeley - Shot on location in Altadena

OPPENHEIMER | FYC

wages. It is a democratic organization because its policies are governed by the rank and file membership. It is a progressive organization because it seeks to win for its members a fair and square deal in modern industry. It is an effective fighting organization because it has behind it the strength and support of a labor movement over 4,000,000 strong. It is an organization which protects your basic needs and provides you with the tools with which to face the future.

Join the FAECT and help it to help you!

For further information, membership application cards, etc., communicate with the nearest FAECT office.

Federation of Architects, Engineers, Chemists, and Technicians
Affiliated with the C. I. O.

National Office..... 116 East 16th St., New York, N. Y.
Auto-Aviation Division, Society of Designing Engineers
..... 7335 Hamilton Ave., Detroit, Michigan
West Coast Regional Office..... Rm. 516, 593 Market, San Francisco
Legislative Division & Washington Regional Office
..... 1414 9th Street, N. W., Washington, D. C.
New York Regional Office..... 114 E. 16th St., New York City, N. Y.
Los Angeles District Office..... 5851 So. Avalon Blvd., Los Angeles

FEDERATION OF ARCHITECTS, ENGINEERS,
CHEMISTS AND TECHNICIANS

Dear Sirs:

Please send me the following:

- Copy of your Constitution.
- Additional information about the FAECT.
- Application Cards.

I understand that this request will entail no obligation on my part.

Yours truly,

Name _____

Address _____

City _____ State _____

12



nicians throughout the country are rapidly coming to the same conclusion. Their united efforts have won for them higher salaries, shorter hours, improved working conditions, regular vacations, severance pay, job security and a feeling of dignity and equality in their relations with employers.

This is what all the Bill Smiths in the FAECT have learned.

FEDERATION OF ARCHITECTS, ENGINEERS, CHEMISTS, AND
TECHNICIANS --- Affiliated with C. I. O.

NATIONAL OFFICE..... 116 East 16th St., New York City
AUTO-AVIATION DIVISION, SOCIETY OF
DESIGNING ENGINEERS..... 7335 Hamilton Ave., Detroit, Mich.
NAVY YARD & MARINE DIVISION..... 246 DeKalb Ave., Bklyn, N. Y.
WEST COAST REGIONAL OFFICE
Room 516-503 Market St., San Francisco, Calif.
LEGISLATIVE DIVISION & WASHINGTON
REGIONAL OFFICE..... 1414 9th St. N. W., Washington, D. C.

FEDERATION OF ARCHITECTS, ENGINEERS,
CHEMISTS AND TECHNICIANS

Dear Sirs:

Please send me the following:

- Your folder on The Engineer & Draftsman under the Wage and Hour Law
- Copy of your brief submitted to the Wage and Hour Board Hearings.
- Copy of your Constitution
- Additional information about the FAECT

I understand that this request will entail no obligation on my part.

Yours truly,

Name _____

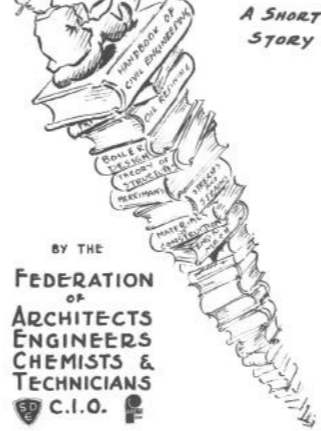
Address _____

City _____ State _____

Page 7

**BILL
SMITH,
ENGINEER**

*A SHORT
STORY*



BY THE
FEDERATION
OF
ARCHITECTS
ENGINEERS
CHEMISTS &
TECHNICIANS
C. I. O.

tributions to be allowed to all employees who want to make provisions for a larger family; (d) Permanent deductions of 3 1/2% to counteract the present effect of legislation to increase this amount; (e) Abolition of the "vacation" a dollar-a-month penalty for employees leaving the government service voluntarily. We urge support for S. R. 900 introduced by Senator Kilgore, which meets some of the provisions stated above.

2. **EMPLOYEE APPEALS SYSTEM.** With very few exceptions, a government employee can find no satisfactory way for adjusting such questions as lack of promotion, unfair efficiency rating, under-classification, unjustifiable transfers, or any form of personal discrimination that may arise in his place of employment. The FAECT is favoring legislation to correct this situation. It favors a system of appeal whereby the Civil Service Commission would appoint referees satisfactory to both the administration and the employee involved or his representative. All cases to be acted by the referee in the aim of the FAECT.

3. **EXTENSION OF THE SOCIAL SECURITY ACT TO GOVERNMENT EMPLOYEES.** At present the Federal Employee has no means of receiving unemployment compensation after his employment with the Government is terminated. These benefits are available to technical men in the private industry. The FAECT strongly urges that the benefits of the Social Security Act regarding unemployment compensation be extended to cover Federal Employees.

4. **REVISION OF CLASSIFICATION ACT.** The FAECT favors and will support legislation to enact a system of simplified grade classification for technical employees, and is moving amendments to the Classification Act of 1923. The grades are to be: Grade 1, \$1900 to \$2600; Grade 2, \$2600 to \$3200; Grade 3, \$3200 to \$3800. Above these grades the present grades are to remain in effect.

By direct negotiation with various agencies, the FAECT is working for the implementing through Executive Orders of the Roosevelt Act, extending the Civil Service. Boards of appeals should be established for extension of the Classification Act and being requested to act for the blanketing in of their employees.

The FAECT aims to see that all Executive Orders granting rights to federal employees are thoroughly enforced. In this category is the Executive Order No. 7916 of June 1938, establishing personnel directors who are instructed to set up adequate means for the hearing of grievances; adequate system of incentive training; and a fair promotion policy based on merit, reversing the promotion-from-within aspect.

The FAECT will work for the promulgation of further Executive Orders to provide for: (a) unqualified inter-departmental transfers; (b) uniform, fair system of efficiency ratings.

Issued by

INTERNATIONAL FEDERATION OF ARCHITECTS,
ENGINEERS, CHEMISTS, AND TECHNICIANS--C.I.O.

National Office
2 Bookman Street
New York, N. Y.

Legislative Department
1414 H Street, N. W.
Washington, D. C.

THE
TECHNICIANS PRIMER
on
FEDERAL CIVIL SERVICE LEGISLATION


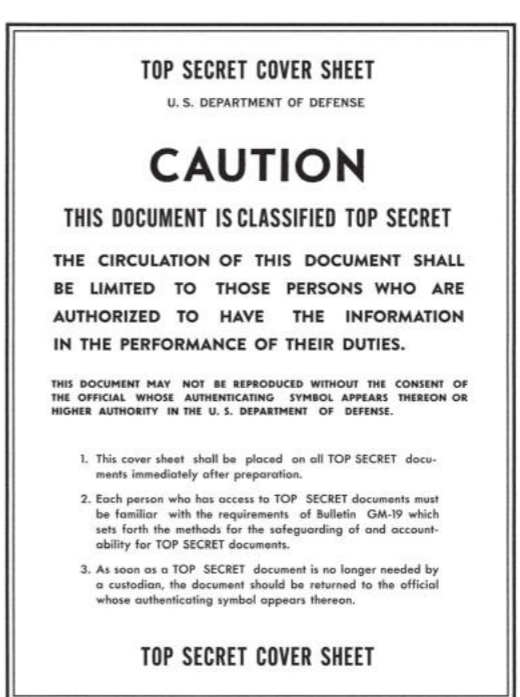
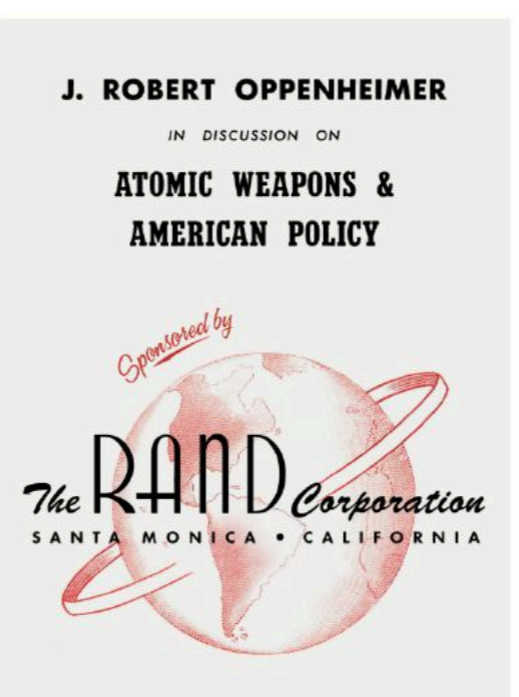
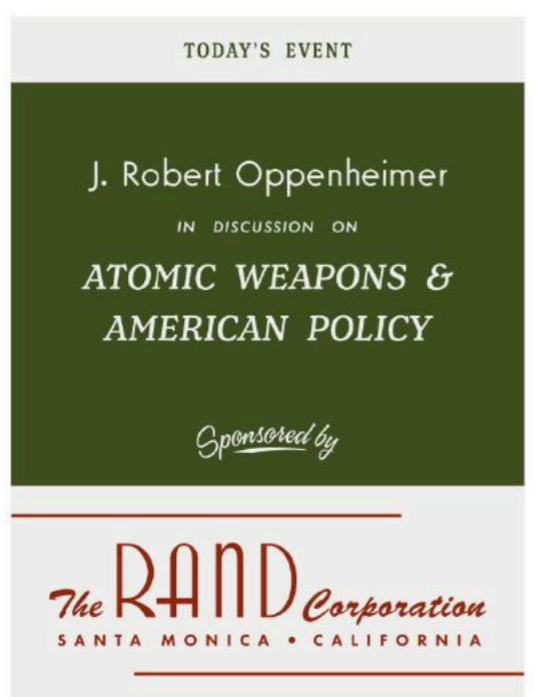



"The welfare of the people is the supreme law"



2.5" w x 2.25" t



2.5" w x 2.25" t





SCHECK
TRANSFER LINES INC.
RELIABLE SERVICE
LOCAL & LONG DISTANCE MOVING

1070
SCHECK
TRANSFER LINES INC.
1800 BAYVIEW BLVD #107
EMERYVILLE, CA 94608

NO. 831



Paint and vinyl color to match/ rough match to cabin black
Paint and vinyl color to match/ rough match to existing white
Ben Moore D35

BOX PORTION to be painted
Upper Portion: green over black, even out lower
Lower Portion: match truck cab color



Frank's
MARKET
GROCERY • DAIRY • BAKERY
DEPENDABLE DELIVERY



PHOTO REFERENCE



SAN FRANCISCO TAXI CO.
UNDERHILL 5-2268
854



PHOTO REFERENCE



CRESCENT TAXI CO.
METROPOLITAN 1577
83



PHOTO REFERENCE



* Vendor to Size Graphics

PHOTO REFERENCE



M4 TENLEY CIRCLE
Capital Transit
4225
REGULAR FARE



PHOTO REFERENCE



25
Phillips
HARDWARE
AND
PAINTS



PHOTO REFERENCE



PERIOD EAST BAY BUS

306
FOR FRONT



APPROX
8" TALL

28 SAN PABLO AVE.

NOT ACTUAL SIZE - MUST RE-SIZE ON SITE
PRINTED ONTO CARDBOARD OR RIGID MATERIAL

306
FOR BOTH SIDES



PHOTO REFERENCE



PICTURE VEHICLE - 1948 PLYMOUTH




PHOTO REFERENCE



RATES
20¢ FIRST 1/4 MILE
5¢ EACH ADDITIONAL 1/4

63





Material: Printed Vinyl
Please Print REVERSE so it can be placed on the inside of window
Size: 1' 6" x 8"



Edy's Cafeteria

Material: Printed Vinyl
Please Print REVERSE so it can be placed on the inside of window
Size: 5' x 1' 6"

EAT AT EDYS LUNCH ROOM CAFETERIA 530

Material: Printed Vinyl
Matte / Subtle Satin Finish (Placing it over an existing Awning)
Size: 11' 10" x 1' 2"

GADGET FILMS
Set: San Francisco Street
Name: Cafe
Scale: 1" = 10'
Drawn by: Hilary Arment




Qty: 1
24.5" wide x 14.5" tall
Dimensional bronze plaque
3/4" thick backer - MFD
1/4" raised print-on letters and frame
Dark background to have mottled texture

FINISH REFERENCE





Design Reference

ATTN: CONSR
Dummy screws placed in corners

Paint on provided Muslin. Please leave material raw, no gesso base. Only gesso where letters need to go (if gesso is needed at all)

The letters should be painted a tiny bit watered down, and keep the naiveness of the original reference, OK to see brush strokes

MOCKUP

RESEARCH


PAINT COLORS

- Benjamin Moore Adirondack Green #900
- Light Off-white, Vendor to choose

3' x 2' 4"


GADGET FILMS
Set: San Francisco Street
Name: Flower Stand
Scale: 1/4"
Drawn by: Hilary Arment

PHOTO REFERENCE



Qty: 1
Size: 24.5" wide x 24.5" tall
1/4" thick mdf/sintra backer
1/4" proud print on letters
Can be dimensional plaque
Painted to look like bronze plaque
background to have mottled texture

AWNING TO BE COVERED
SHINY BRASS/GOLD FRISKET??
All 3 sides??



To cover square Hilton Plaque


RESTRICTED PARKING
7.00 AM TO 6.30 PM
SUNDAYS & HOLIDAYS EXCEPTED
POLICE ORDER

SIGN 1
QTY: x1
ARTWORK IS 25% SCALE
FINAL SIZE: 27"x17"
PRINT OR PAINT ON 1/8" SINTRA


PLEASE USE OTHER ENTRANCE

SIGN 2
QTY: x1
ARTWORK IS 25% SCALE
FINAL SIZE: 39"x19 3/4"
PRINT OR PAINT ON 1/8" SINTRA

REFERENCE




PLACEMENT



GADGET FILMS

PLACEMENT




PLEASE USE OTHER ENTRANCE

Qty: 1
30" wide x 18 3/4" tall
Printed onto primed 3/16" thick haan
OR
Hand Painted

NO PARKING IN DRIVEWAY

Qty: 1
27" wide x 17" tall
Printed onto primed 3/16" thick haan
OR
Hand Painted

PHOTO REFERENCE




Silently

AIR CONDITIONED BEDROOMS
AT WASHINGTON'S MODERN
HOTEL Assure Healthful
Sleep and Escape From All Outside Noises

Restaurants • Lobbies • Public Assembly Rooms
Also Made Delightfully Comfortable By The
Quiet Flow Of Fresh, Washed Air . . .

Naturally Ventilated Bedrooms and Suites
On Every Floor, If Preferred . . .

The Air Conditioned
SAINT JAMES
WASHINGTON, D. C.
















SPAM-dandy

OVEN DINNERS!

SPAM
"N NOODLES ROMANOFF
Gourmet flavor... on a budget!

Mix together: 1 cup cottage cheese, 1 cup sour cream, 2 cups drained hot boiled noodles (cook 5 to 6 oz.). Add 1 can SPAM sliced, cut in 1" squares. Season with: minced onion, garlic, Worcestershire sauce, dash of Tabasco and 1/2 tsp. salt. Place in greased 2 qt. casserole (8"). Sprinkle with grated cheese. Bake at 350° for 40 min. Serve hot.



SPAM CALICO BEAN-BAKE


Flavorful SPAM... and three kinds of beans!
In 2-qt. casserole arrange alternate layers of canned baked beans, kidney beans and lima beans. Top with sautéed SPAM slices. Sauté 1 c. chopped onion with 1 clove garlic minced. Add 1/2 c. catsup, 1 tsp. brown sugar, 1 tsp. dry mustard, 1 tsp. salt, 1 tsp. vinegar. Pour over beans. Bake at 350° for 30 minutes.



No matter how you slice it, only SPAM tastes like SPAM



LIFE



OPPENHEIMER
NO. 1 THINKER
ON ATOMIC ENERGY

OCTOBER 10, 1949 **20** CENTS
YEARLY SUBSCRIPTION \$6.00



it's the same today as it was eighty-two years ago.

... Bicarbonate of Soda ...
in its purest form ...

... you get it at your grocer's .. you use it in the kitchen .. and in the bathroom buying two packages does save an awful lot of running around when it's needed



Case Brand and Arm & Hammer Brand are identical—both are Bicarbonates of Soda in its purest form, exceeding the U.S.P. standards.



68 USES

FREE!

Tired? Try a soothing Soda bath. Dissolve a half pound of Arm & Hammer Baking Soda in a tub of warm water and bathe in your usual way. It brings quick relief to weary nerves and muscles—tired or swollen feet.

A useful and interesting booklet telling of the many household and medicinal uses of Arm & Hammer Baking Soda.

ILL IN THIS COUPON AND MAIL TODAY
Church & Dwight Co., Inc.
80 Maiden Lane, New York, N.Y. (E-7)
Please send me valuable Free Booklet on Baking Soda as a Household Specialty—also send me a Free Set of Thirty Beautifully Colored Best Cards. (Please insert your name and address)


CHURCH & DWIGHT CO., Inc.
80 Maiden Lane, New York

Name _____
Street _____
City _____ State _____

TWENTY CENTS OCTOBER 2, 1945

TIME

THE WEEKLY NEWS MAGAZINE



"Father of the Atomic Bomb"

\$6.50 A YEAR

(REG. U.S. PAT. OFF.)

VOL. LXII NO. 22

WHITE TEETH... A Triumph of Clean Health

WHAT are the qualities which a dentifrice needs in order to give you the best possible service? It should have an alkaline reaction that neutralizes dangerous mouth acids. It should be soluble in water. It should be free from grit, yet have a definite "bite" that safely removes the harmful film from teeth.

Arm & Hammer Baking Soda, known nation-wide as a necessity when cooking—it is pure Bicarbonate of Soda of the highest quality, its purity exceeds the U. S. P. standards. Used regularly on a tooth brush with a little water, Arm & Hammer Baking Soda (Bicarbonate of Soda) will correct acid conditions, keep your mouth wholesome, remove discolorations and leave your teeth truly white—a triumph of clean health.

Arm & Hammer Baking Soda is a safe, effective and economical dentifrice, highly recommended by dentists generally—get a package today at your grocer's.




A Delightful Bath: For relief and stimulation when weary, enjoy a sooth bath in a tub of hot water containing half a pound of Arm & Hammer Baking Soda (Bicarbonate of Soda).

Relieves Eczema: Bicarbonate of soda is often used to ease the discomfort caused by eczema—two teaspoonsful in a pint of water makes a helpful soothing lotion. Arm & Hammer Baking Soda is the purest bicarbonate of soda obtainable.

Arm & Hammer Baking Soda is also most helpful in combating acids, it is an effective facial skin-soother, restores complexion, it has

68 USES

FREE—Fill in the coupon and mail today




CHURCH & DWIGHT CO., Inc.
80 Maiden Lane, New York

COW BRAND BAKING SODA AND ARM & HAMMER BAKING SODA ARE IDENTICAL—BOTH ARE BICARBONATE OF SODA IN ITS PUREST FORM

TWENTY-FIVE CENTS

JUNE 15, 1959



\$7.00 A YEAR

(REG. U.S. PAT. OFF.)

VOL. LXXIII NO. 24

ALBUQUERQUE JOURNAL

U.S. Announces Atom Bomb; Hope for Earlier End to War

First Atomic Bombs Hit Japs Who Send Up Jet Propelled Interceptors

German Allowed Local Liberties, But on Probation

First Test of Atomic Bomb Made at Alamogordo; Explains Explosion There

James Murray Sr. Suffers a Stroke

U.S. Blinks Before Russian Invasion of Czechoslovakia

One Bomb Equals 2000 B-29 Loads, Truman Reports

Jet Plane Crash Kills Major

E. J. Marchant Dies in Texas

Bomb May Avert Future Wars, Says

U.S. Blinks Before Russian Invasion of Czechoslovakia

Three Cuban Veterans Arrive From Europe On Transport Plane

U.S. Blinks Before Russian Invasion of Czechoslovakia

U.S. Blinks Before Russian Invasion of Czechoslovakia

U.S. Blinks Before Russian Invasion of Czechoslovakia

U.S. Blinks Before Russian Invasion of Czechoslovakia

U.S. Blinks Before Russian Invasion of Czechoslovakia

U.S. Blinks Before Russian Invasion of Czechoslovakia

U.S. Blinks Before Russian Invasion of Czechoslovakia

U.S. Blinks Before Russian Invasion of Czechoslovakia

U.S. Blinks Before Russian Invasion of Czechoslovakia

U.S. Blinks Before Russian Invasion of Czechoslovakia

U.S. Blinks Before Russian Invasion of Czechoslovakia

U.S. Blinks Before Russian Invasion of Czechoslovakia

U.S. Blinks Before Russian Invasion of Czechoslovakia

U.S. Blinks Before Russian Invasion of Czechoslovakia

U.S. Blinks Before Russian Invasion of Czechoslovakia

U.S. Blinks Before Russian Invasion of Czechoslovakia

U.S. Blinks Before Russian Invasion of Czechoslovakia

U.S. Blinks Before Russian Invasion of Czechoslovakia

U.S. Blinks Before Russian Invasion of Czechoslovakia

U.S. Blinks Before Russian Invasion of Czechoslovakia

U.S. Blinks Before Russian Invasion of Czechoslovakia

U.S. Blinks Before Russian Invasion of Czechoslovakia

U.S. Blinks Before Russian Invasion of Czechoslovakia

U.S. Blinks Before Russian Invasion of Czechoslovakia

U.S. Blinks Before Russian Invasion of Czechoslovakia

SANTA FE NEW MEXICAN

LOS ALAMOS SECRET DISCLOSED BY TRUMAN

ATOMIC BOMBS DROP ON NAGASAKI JAPAN THE BOMB WIPED OUT 60% OF HIROSHIMA



LOS ALAMOS SECRET DISCLOSED BY TRUMAN
ATOMIC BOMBS DROP ON NAGASAKI JAPAN
THE BOMB WIPED OUT 60% OF HIROSHIMA

LOS ALAMOS SECRET DISCLOSED BY TRUMAN
ATOMIC BOMBS DROP ON NAGASAKI JAPAN
THE BOMB WIPED OUT 60% OF HIROSHIMA

LOS ALAMOS SECRET DISCLOSED BY TRUMAN
ATOMIC BOMBS DROP ON NAGASAKI JAPAN
THE BOMB WIPED OUT 60% OF HIROSHIMA

OPPENHEIMER | FYC

ART DEPARTMENT

PRODUCTION DESIGNER Ruth De Jong

SUPERVISING ART DIRECTOR Samantha Englender

ART DIRECTORS Jake Cavallo, Anthony D. Parrillo

ASSISTANT ART DIRECTORS Roxy Hua, Robert Aguirre

SET DESIGNERS Jim Hewitt, Nancy Deren, Noelle King, Tammy S. Lee, Easton Smith

PROPERTY SET DESIGNER Justin O'Neal Miller

MODEL MAKER Adam Gelbart

LEAD GRAPHIC DESIGNER Hilary Ament

GRAPHIC DESIGNERS Kerry Hyatt, Joshua Sankar

RESEARCHER Lauren Sandoval

SET DECORATOR Claire Kaufman

PROPERTY MASTER Guillaume Delouche

CONSTRUCTION COORDINATOR Jonas Kirk

FOR YOUR CONSIDERATION